

PEI SCHOOL CALENDAR SURVEY

- SUMMARY OF RESULTS -

**PEI School Calendar Committee
January 2006**

Section 1: Summary

- 1 Respondent Profiles
 - a. Response Rate
 - b. Grade Level of Teacher / Child
 - c. Position and Status of Support Staff

- 2 Value and Characterization of Time Spent on School-Related Activities
 - a. School Sport Events
 - b. Inter-scholastic Sports
 - c. Cultural Events
 - d. Presentation to students by services groups
 - e. Education Field Trips
 - f. School Fundraising
 - g. Charitable Fundraising
 - h. Research/Surveys
 - i. Well-Being
 - j. In-School Educational Activities
 - k. School Spirit Events/Field Trips
 - l. Drills and Inspections
 - m. Administrative Activities
 - n. Mid-Term Exams
 - o. Final Exams
 - p. Weather Related Disruptions

3. School Related Activities - Overall Time Spent On
 - a. Characterization of Time Spent on Activities
 - b. Overall Amount of Time Spent on Activities
 - c. Time Estimate -Average Number of Hours Spent on School Related Activities
 - d. Comment Summary

4. Perceptions of School-Related Activities
 - a. Are managed so time on task is not disrupted
 - b. Are a valuable part of a student's education
 - c. Are usually scheduled to coincide with non-core subjects
 - d. Are detrimental to a student's education
 - e. Occur at the least disruptive time
 - f. Frequently disrupt time on task
 - g. Are more beneficial to students than the cost of losing time on task
 - h. Rarely disrupt time on task
 - i. Are addressed in our policies and procedures
 - j. The loss of time on task concern me
 - k. Make it hard to complete the curriculum

4. Perceptions of School-Related Activities (Continued)
 - l. Are less beneficial to students than time on task
 - m. Are fundamental to a student's learning
 - n. Should be linked to the curriculum
 - o. Give students opportunities they would not have outside of school
 - p. Usually disrupt time on task for core subjects
 - q. Time on task are equally beneficial to students
 - r. Are effectively managed by our school's administration

5. Breaks During the School Year
 - a. Days Off During Christmas Break
 - b. Last Day of School
 - c. Partial Weeks During Christmas Break
 - d. Partial Weeks During Christmas Break
 - e. Minimum Number of Days in a Partial Week
 - f. Return to School Before Labour Day
 - g. Return to School Before Labour Day vs. Finish School on a Friday in June
 - h. Comment Summary

6. Professional Development
 - a. Overall Classification
 - b. Comment Summary

Part 1: Respondent Profiles

a. Response Rate

Teachers

| School Board | Number of Surveys Sent | Number of Responses | Rate of Responses within Board | Rate of All Responses | Rate of All Teachers |
|--------------|------------------------|---------------------|--------------------------------|-----------------------|----------------------|
| ESD | 927 | 499 | 53.8% | 61.5% | 63.3% |
| WSB | 469 | 287 | 61.2% | 35.3% | 32.1% |
| CSLF | 67 | 26 | 28.8% | 3.2% | 4.6% |
| Total | 1463 | 812 | 55.5% | 100% | 100% |

Support Staff

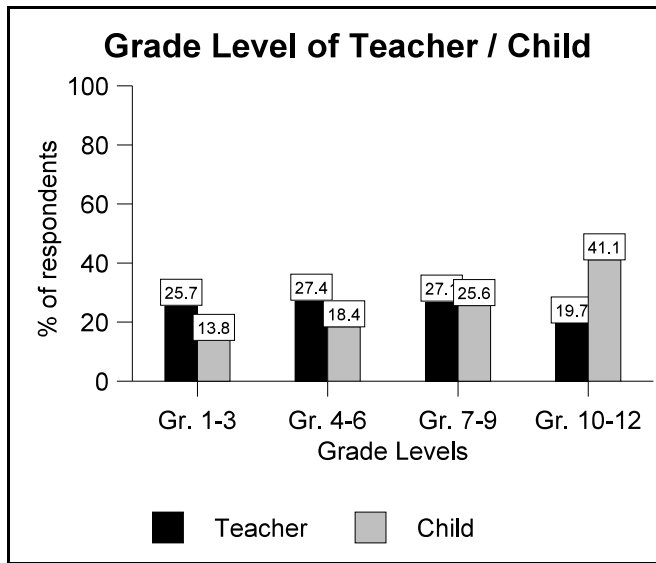
| School Board | Number of Surveys Sent* | Number of Responses | Rate of Responses within Board | Rate of All Responses | Rate of All Support Staff |
|--------------|-------------------------|---------------------|--------------------------------|-----------------------|---------------------------|
| ESD | 578 | 411 | 71.1% | 67.5% | 64% |
| WSB | 288 | 175 | 60.8% | 28.7% | 32% |
| CSLF | 33 | 23 | 70.0% | 3.8% | 4% |
| Total | 899 | 609 | 67.7% | 100% | 100% |

Parents

| School Board | Number of Surveys Sent* | Number of Responses | Rate of Responses within Board |
|--------------|---------------------------|---------------------|--------------------------------|
| ESD | 1144 (1175-31) | 403 | 35.2% |
| WSB | 962 (1000-38) | 311 | 32.3% |
| CSLF | 311 (325-14) | 136 | 43.7% |
| Total | 2416 (2500-84) | 850 | 35.2% |

* A total of 84 surveys were undeliverable / returned

b. Grade Level



Teacher Question: *In which grade band do you teach for the majority of the time?*

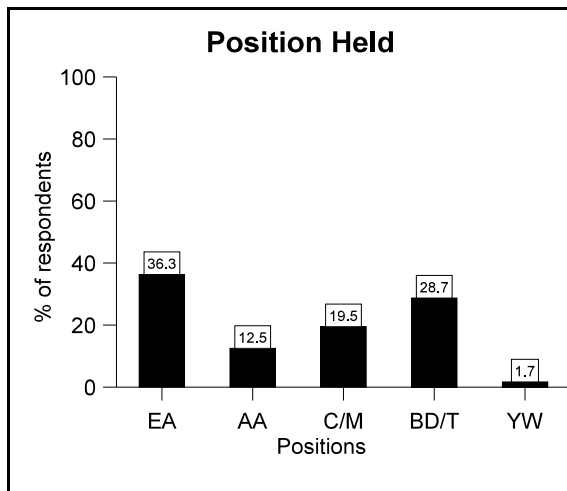
Parent Question: *What grade is your oldest school-aged child in?*

c. Position and Status of Support Staff

What position do you hold?

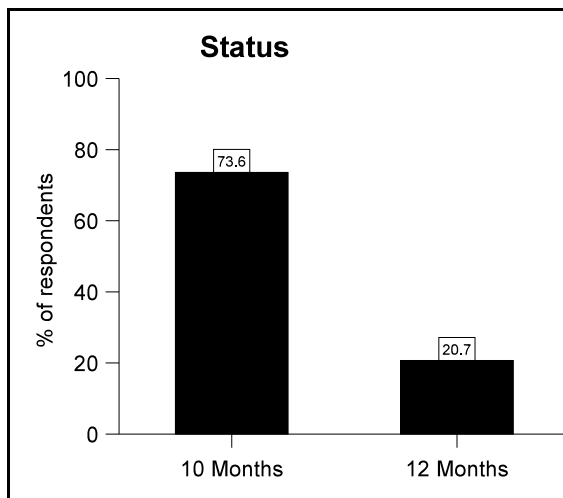
EA = Educational Assistant
 AA = Administrative Assistant
 C/M = Custodian/Maintenance
 BD/T = Bus Driver/Transportation
 YW = Youth Worker

(1.3% of Respondents did not answer this question)



Are you a 10 month or 12 month employee?

(5.7% of respondents did not answer this question)



Part 2: Value and Characterization of Time Spent on School-Related Activities

Teacher, Parent and Support Staff

- School Sport Events
- Inter-scholastic Sports Events
- Cultural Events
- Presentations by Service Groups
- Educational Field Trips
- School Fundraising
- Charitable Fundraising
- Research/Surveys
- Well-Being
- In-School Educational Activities
- School Spirit Events/Field Trips

Teachers

- Drills and Inspections
- Administrative Activities
- Mid-term Exams
- Final Exams
- Weather-Related Disruptions

Description of Results

VALUE

Teachers Survey:

Select the option that best describes your opinion of the following school-related activities and events.

Graphs reflect rate of teachers who chose the following responses:

- A Valuable use of time
- An Effective use of time
- A Valuable and Effective use of time
- A Valuable use of time, but needs to be limited
- A Valuable and effective use of time, but needs to be limited.

Parent Survey and Support Staff Survey:

In your opinion, what is the value of providing the following school-related activities during school time?

Graphs reflect rate of parents/support staff who chose the following responses:

- Very Valuable
- Somewhat Valuable

APPROPRIATE AMOUNT OF TIME SPENT

Teachers Survey:

Characterize the amount of time spent doing or dealing with the following activities during the year.

Graphs reflect rate of teachers who chose the following response:

- Appropriate

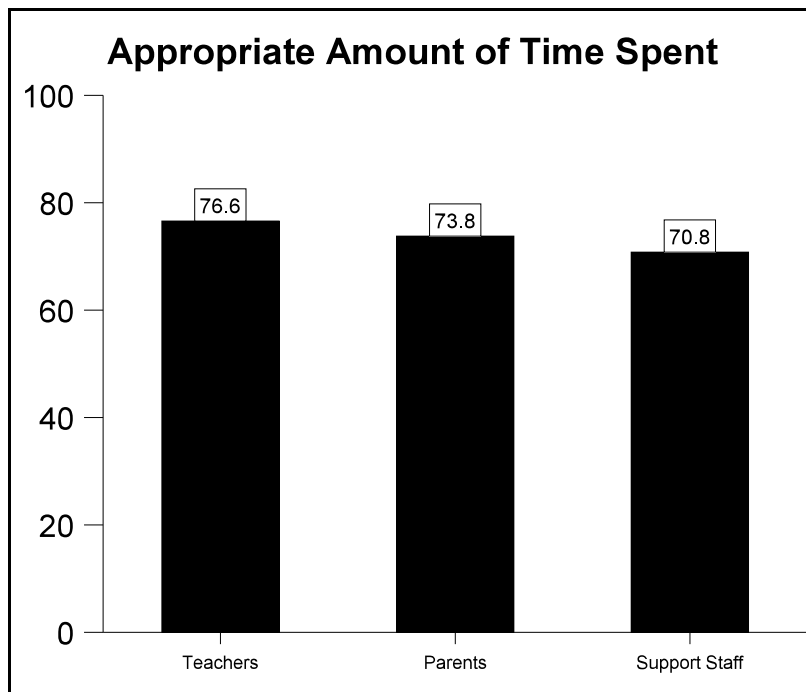
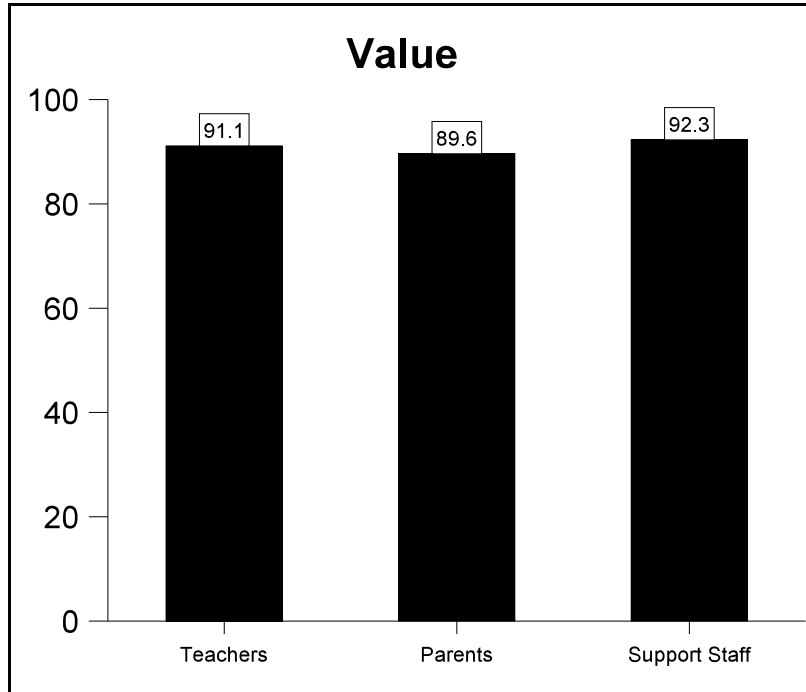
Parent Survey and Support Staff Survey:

In your opinion, how much time is spent on the following school-related activities during instructional time?

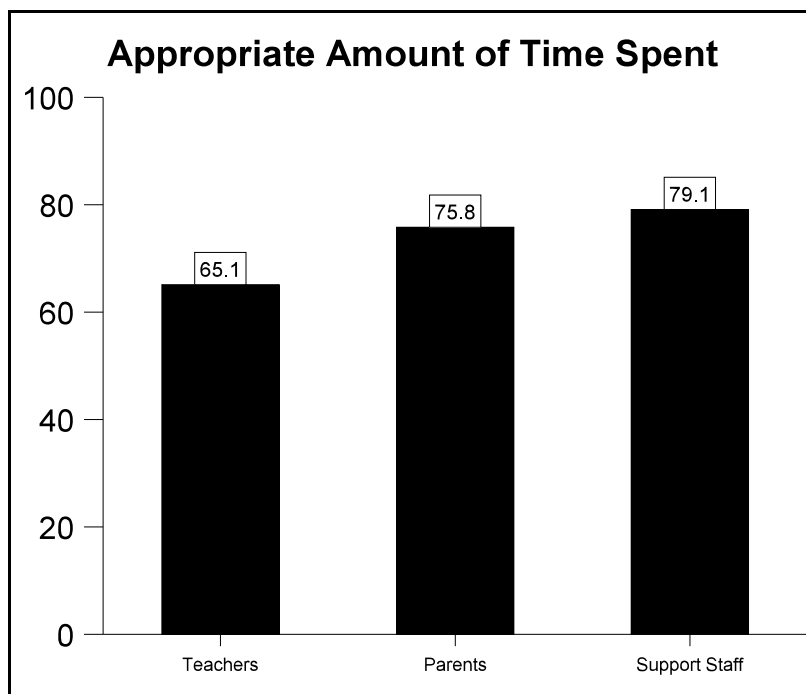
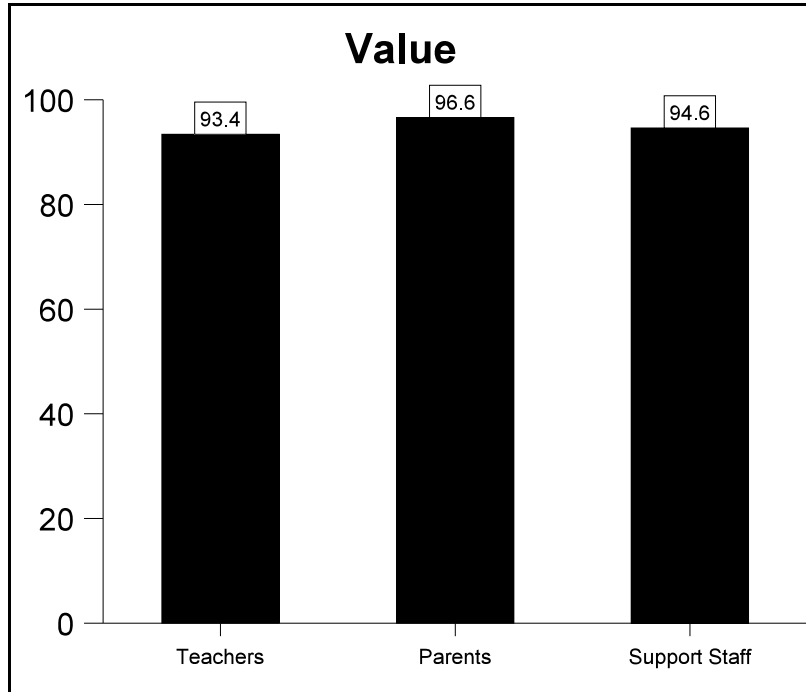
Graphs reflect rate of parents/support staff who chose the following response:

- Appropriate

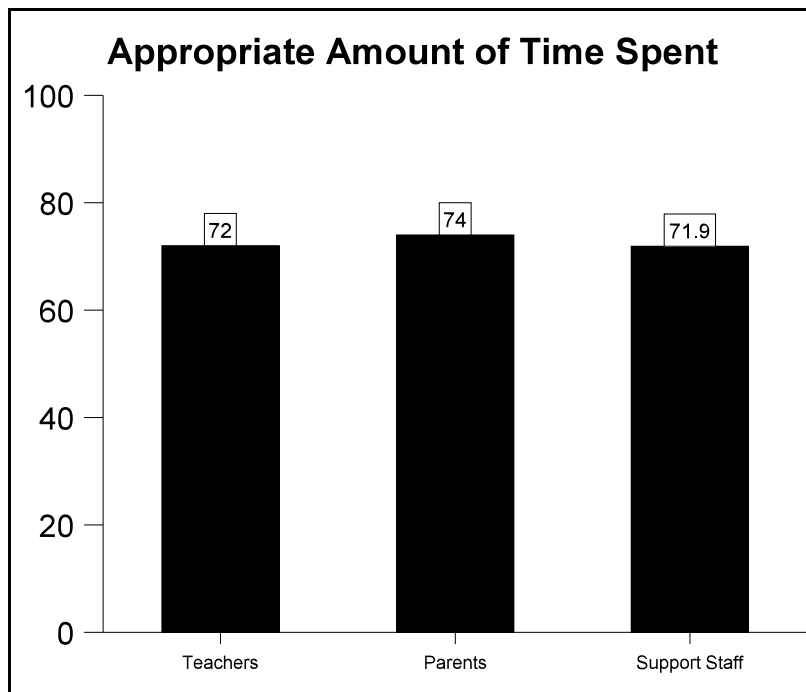
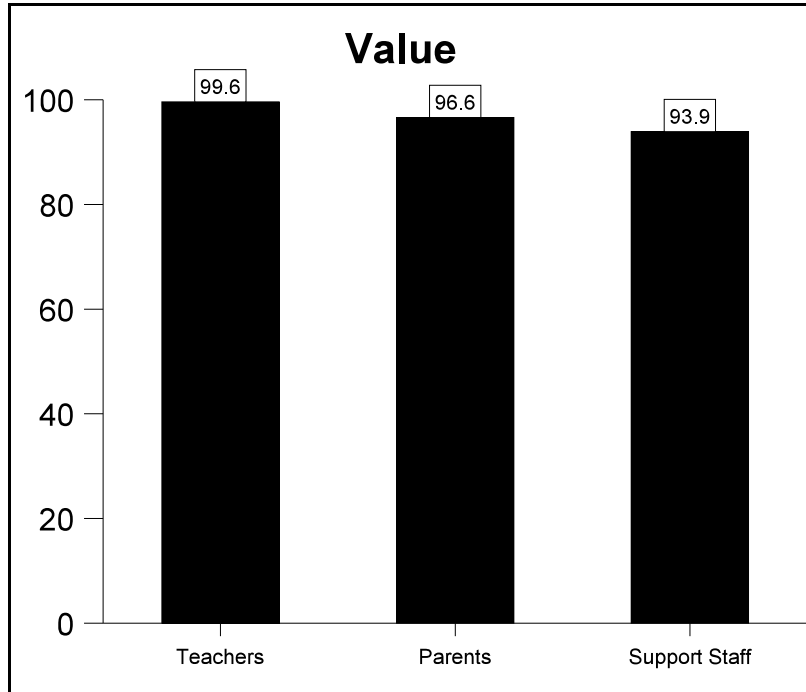
a. School Sport Events (e.g. School Skates, Skiing at Brookvale)



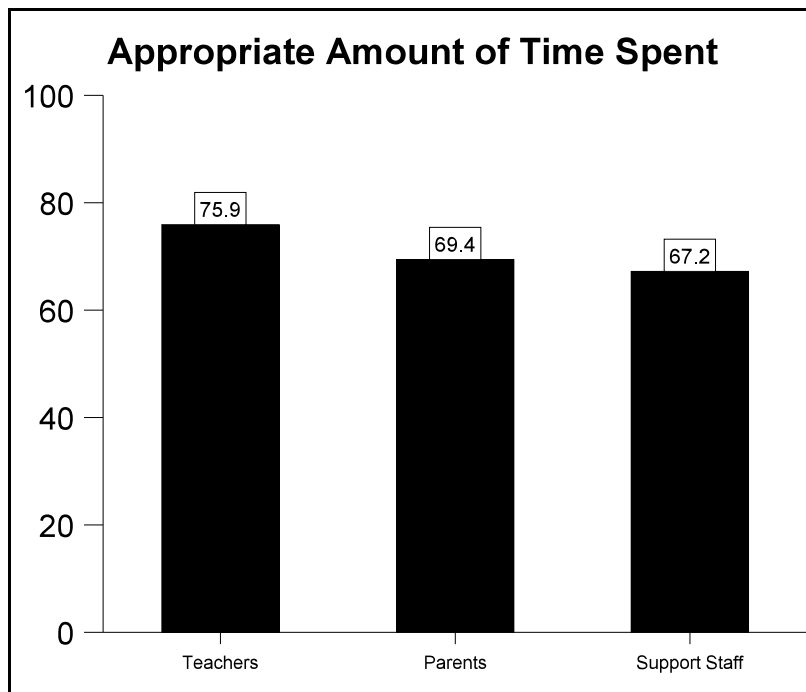
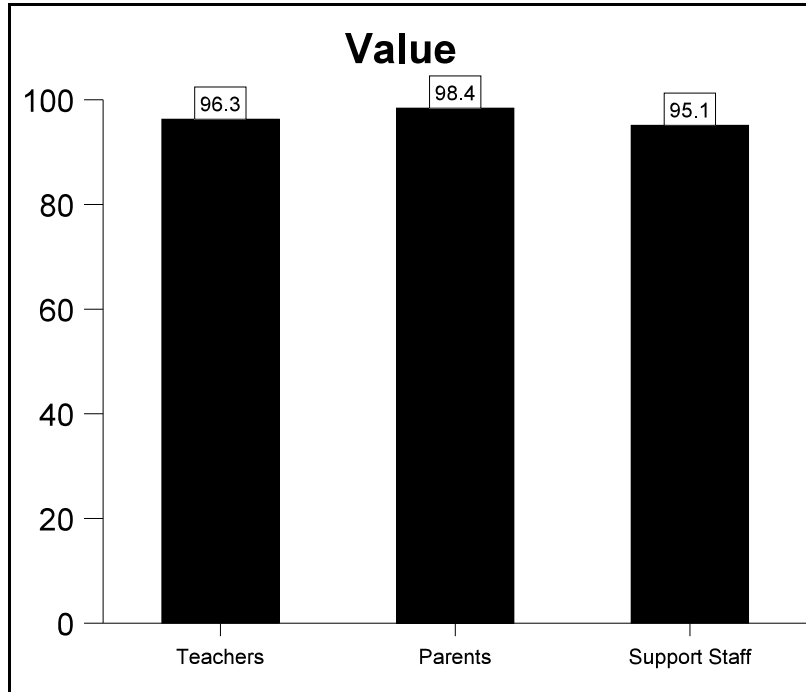
b. Inter-scholastic Sports (e.g. Basketball, Track and Field)



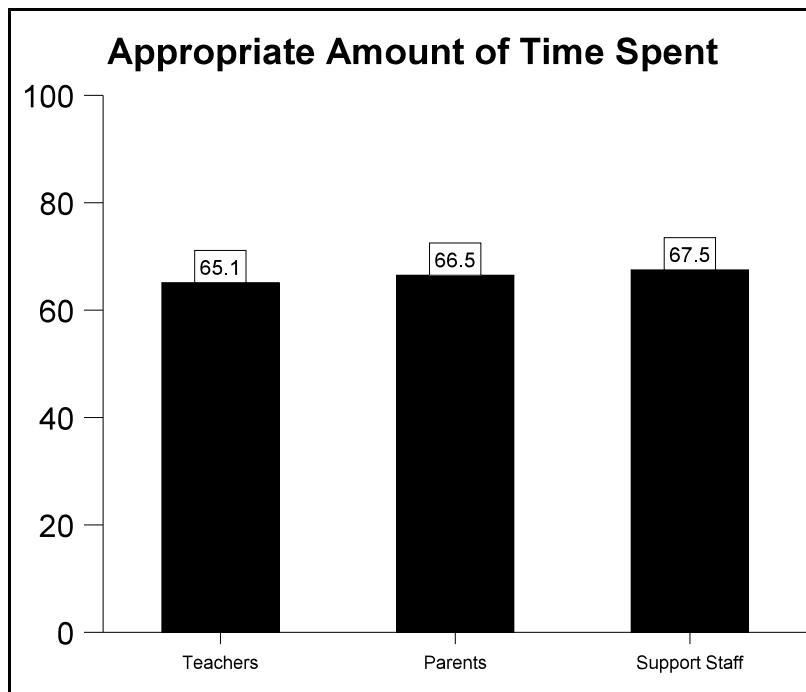
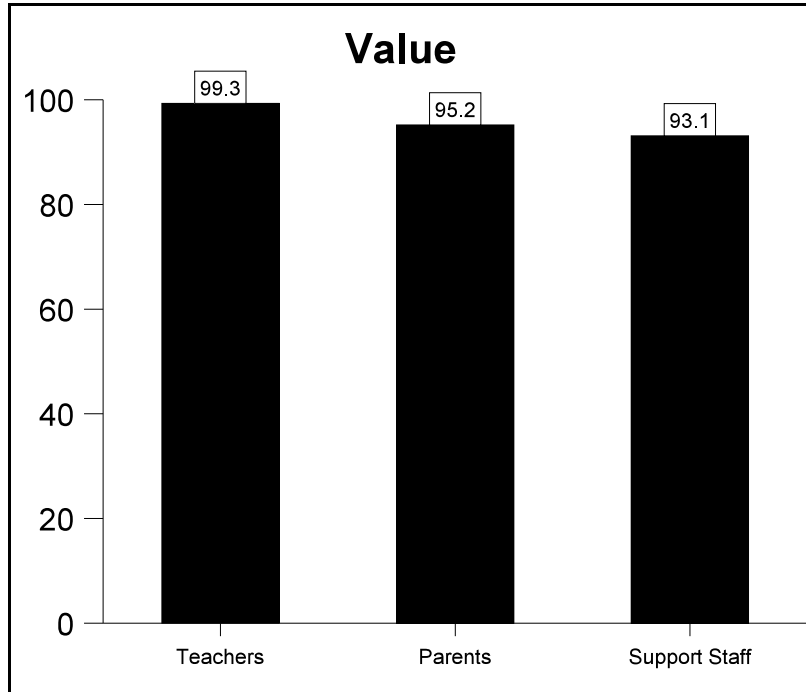
c. Cultural Events (e.g. Music Festival, Plays)



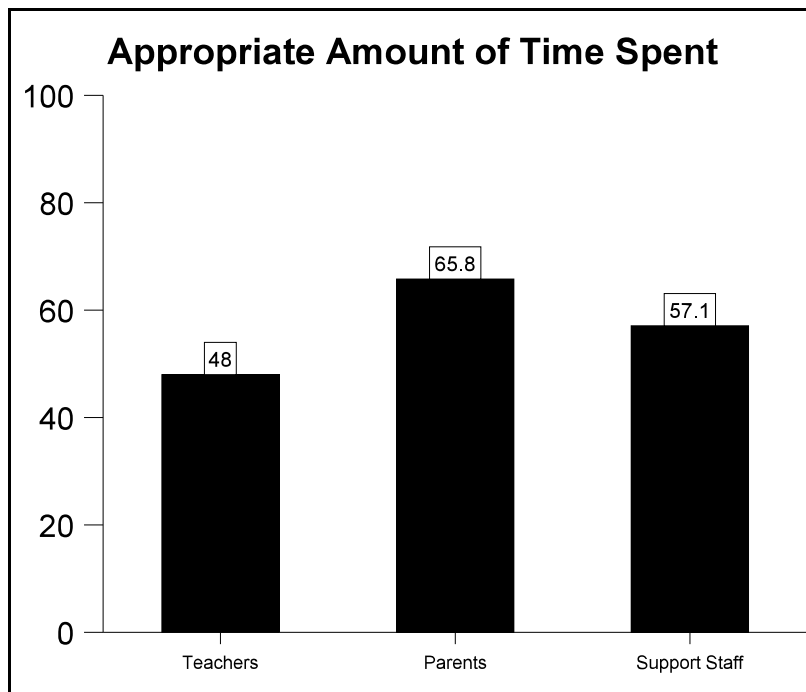
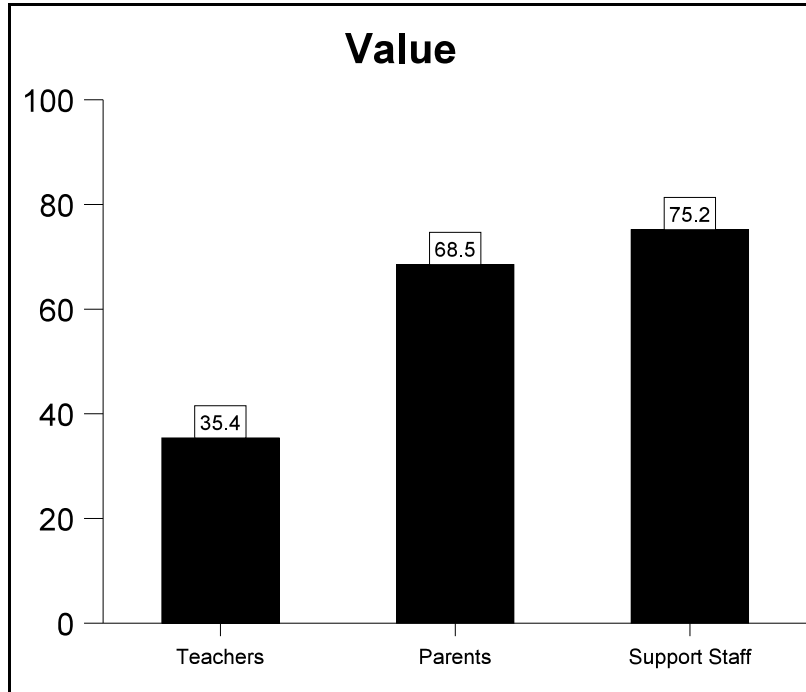
d. Presentations to Students by Service Groups (e.g. Red Cross, MADD)



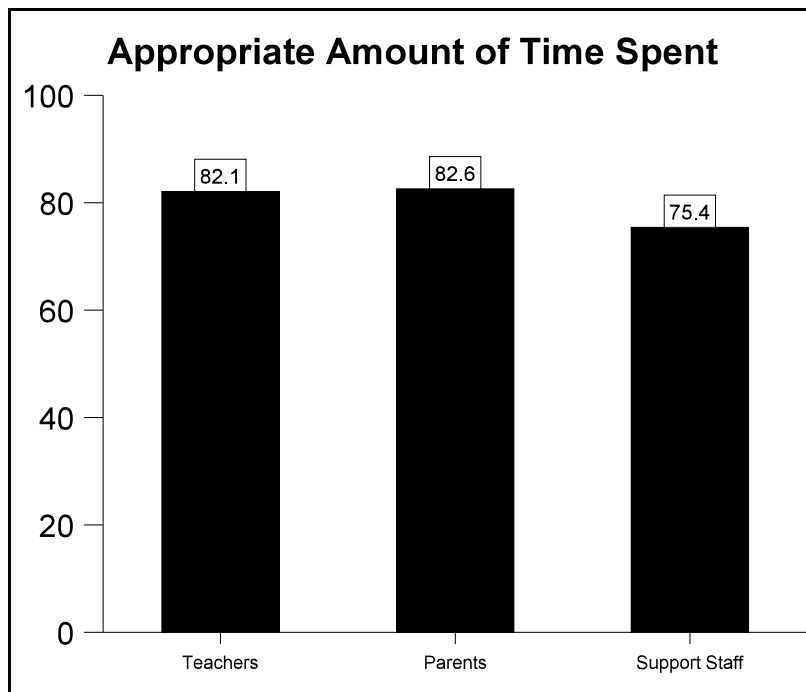
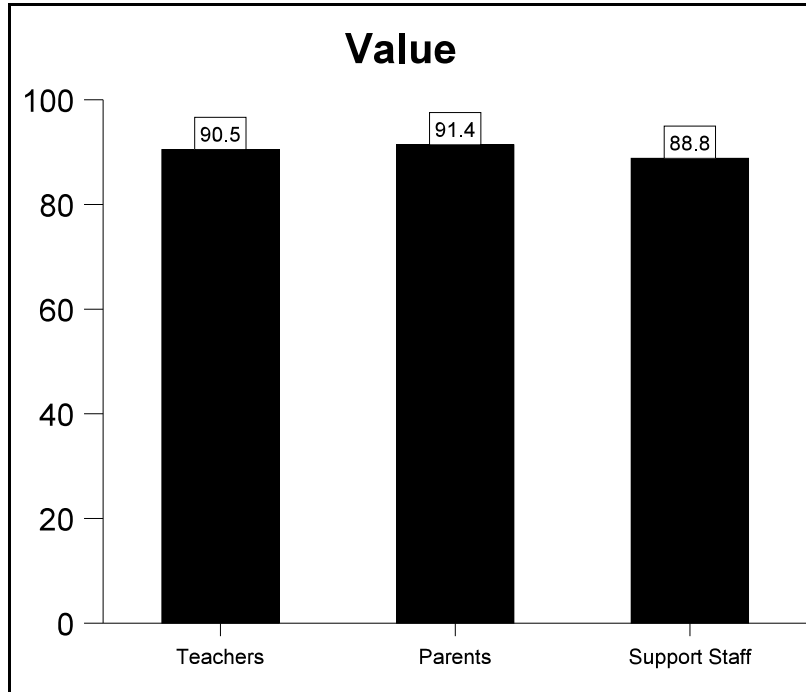
e. Educational Field Trips (e.g. Fire Hall, National Parks)



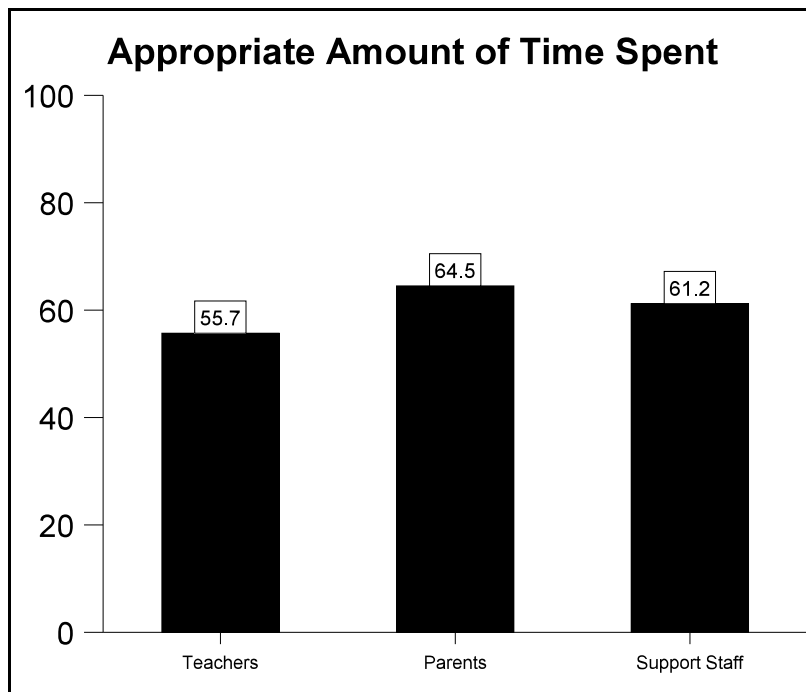
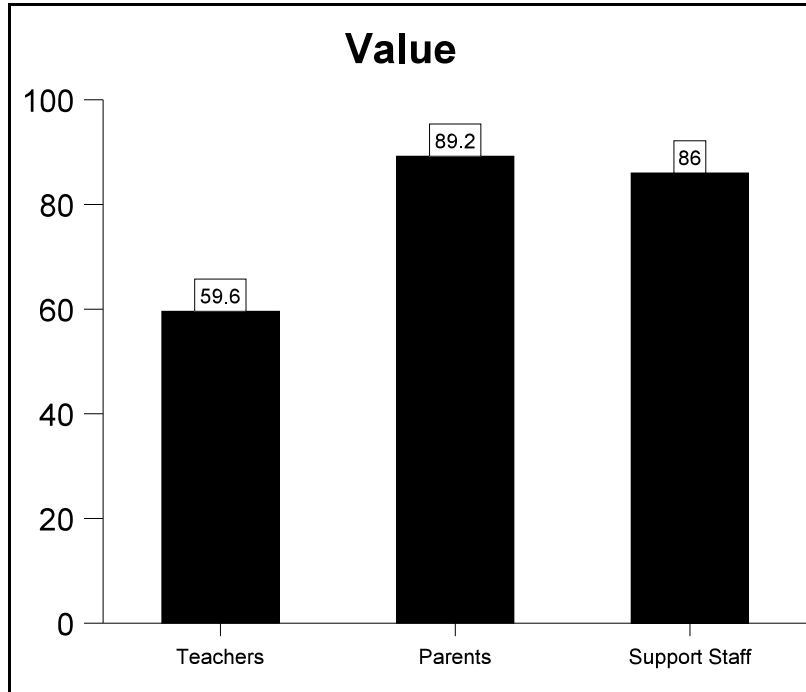
f. School Fundraising (e.g. Magazines)



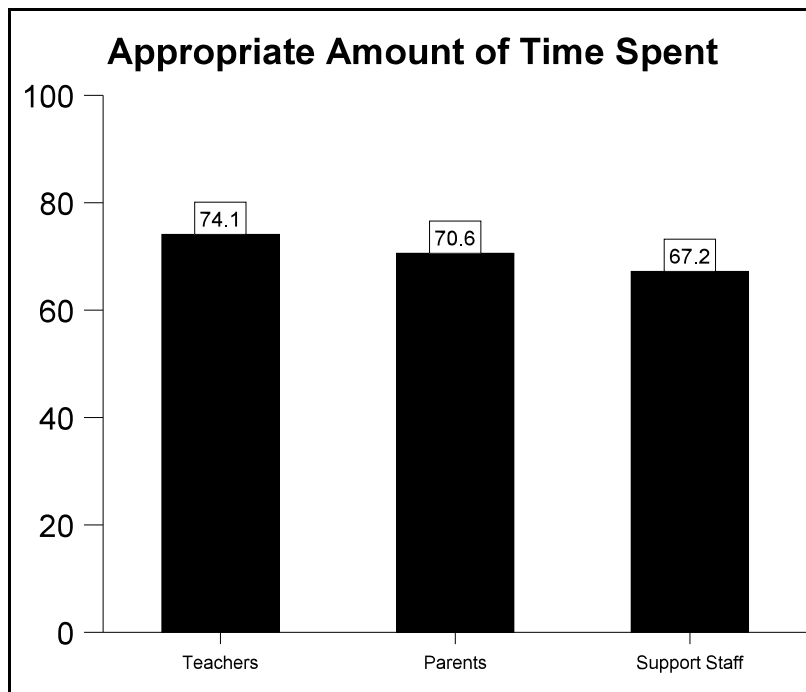
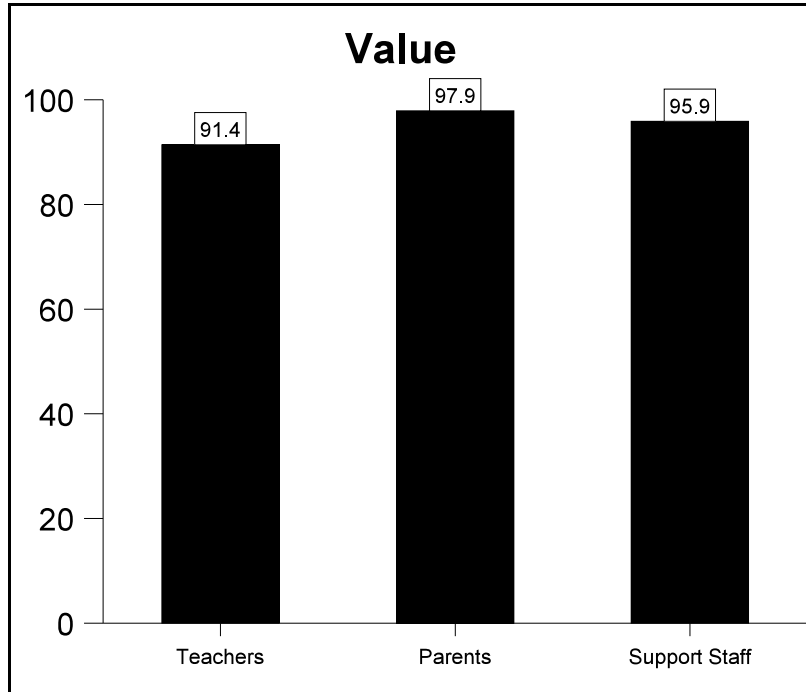
g. Charitable Fundraising (e.g. Terry Fox, Easter Seals)



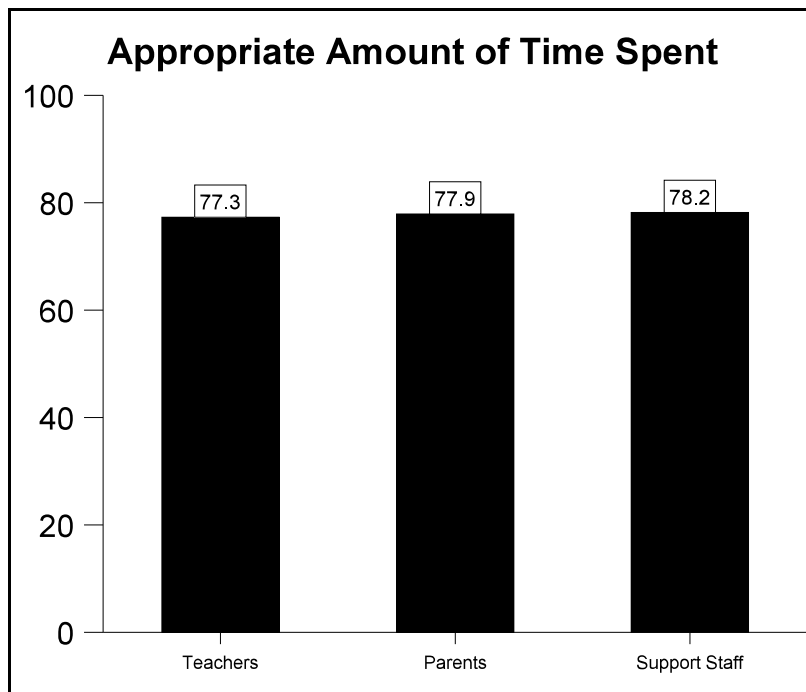
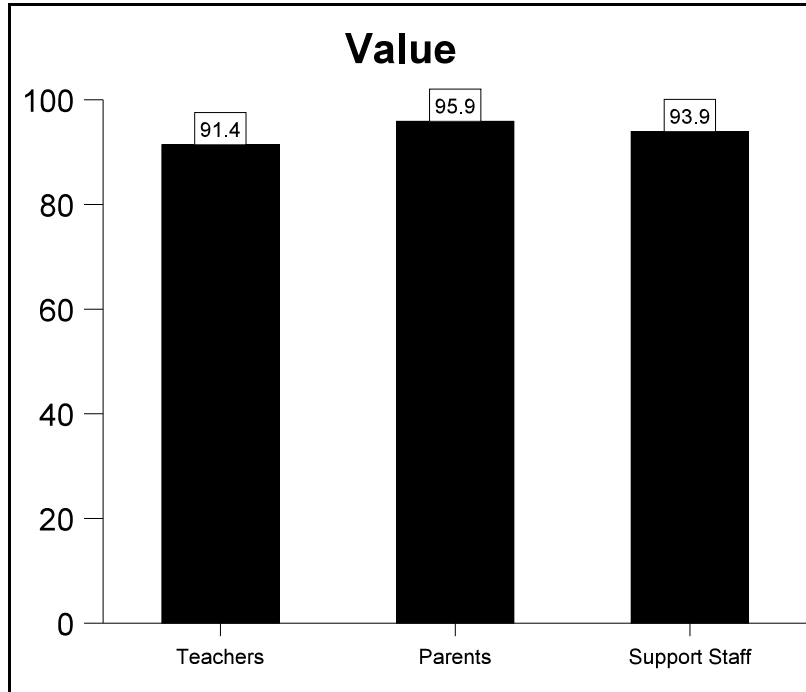
h. Research/Surveys (e.g. Health Research Institute's smoking study)



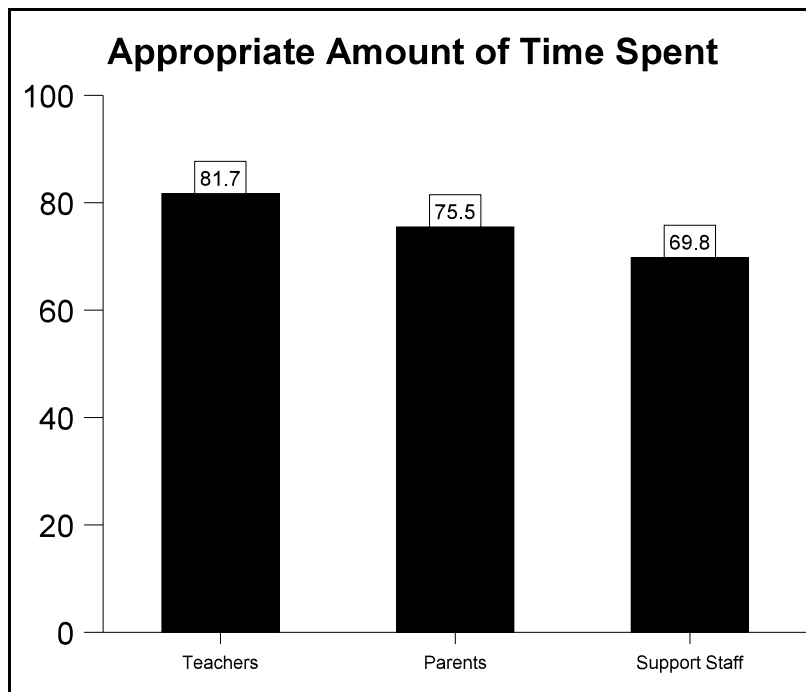
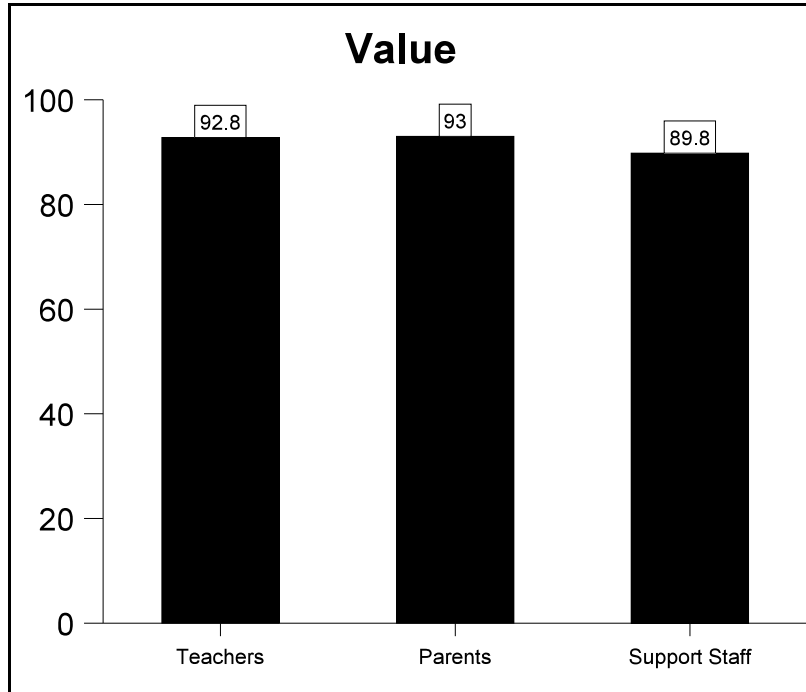
i. Well-Being (e.g. Public Health Visits)



j. In-School Educational Activities (e.g. Science Fair)

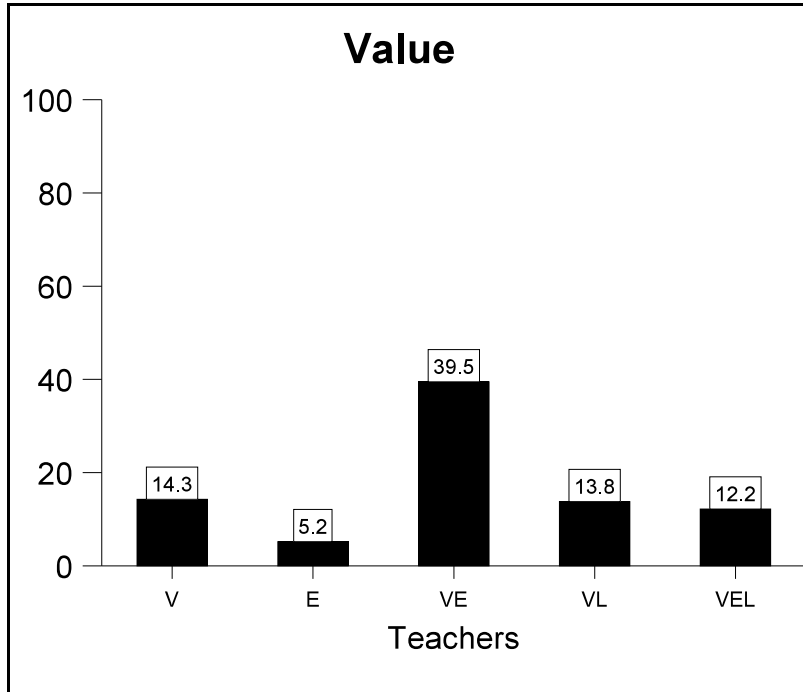


k. School Spirit Events/Field Trips (e.g. Winter Carnival/Amusement Park)



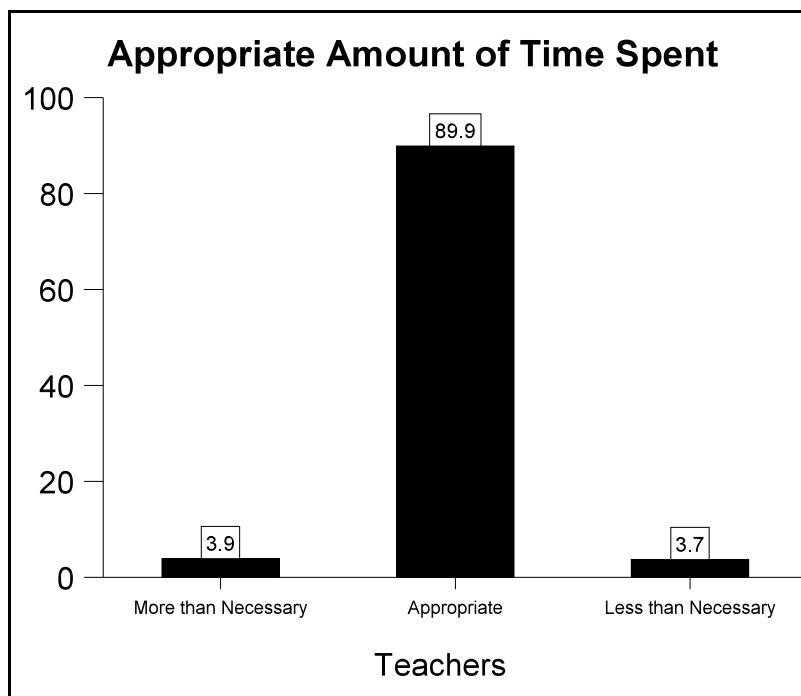
The following 5 School-Related Activity Questions were for Teachers only

I. Drills and Inspections (e.g. Health & Safety, Bus, Fire)

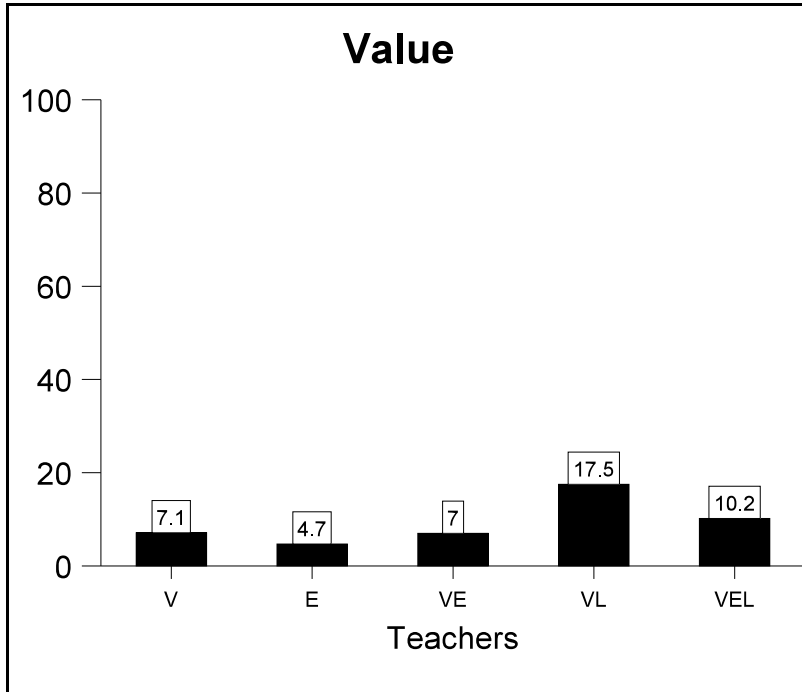


- V - A valuable use of time
- E - An effective use of time
- VE - A valuable and effective use of time
- VL - A valuable use of time, but needs to be limited
- VEL - A valuable and effective use of time, but needs to be limited

Total: 85%

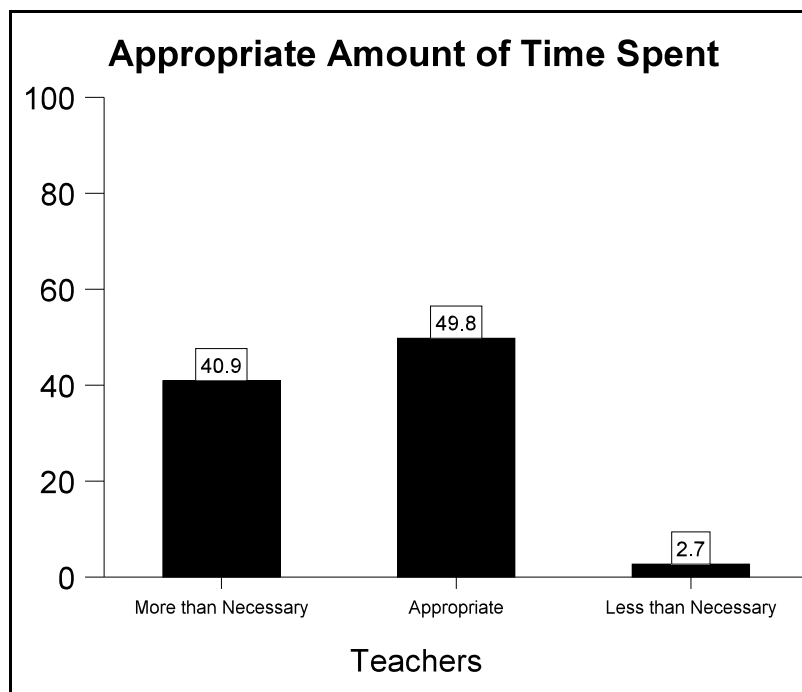


m. Administrative Activities (e.g. Attendance, Collecting Money)

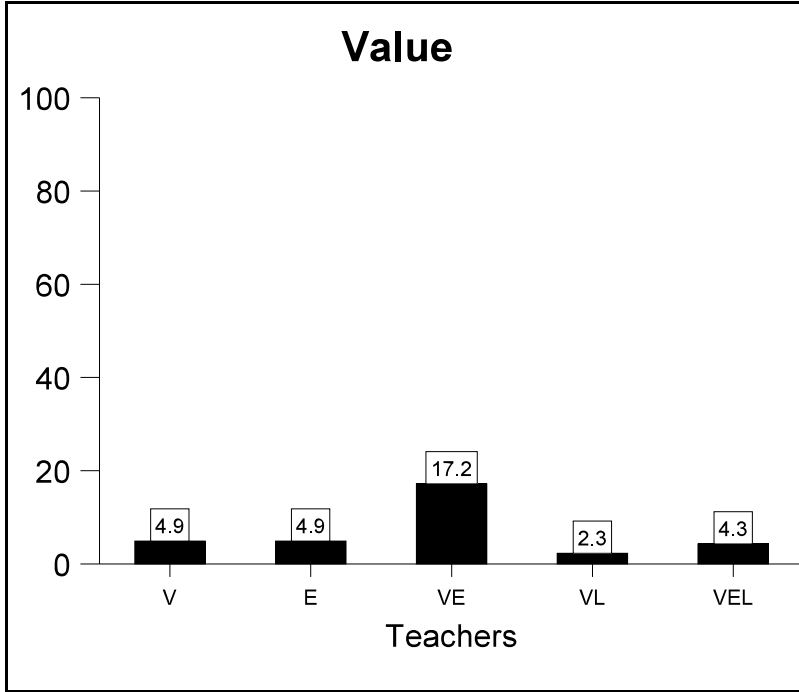


- V - A valuable use of time
- E - An effective use of time
- VE - A valuable and effective use of time
- VL - A valuable use of time, but needs to be limited
- VEL - A valuable and effective use of time, but needs to be limited

Total: 46.5%

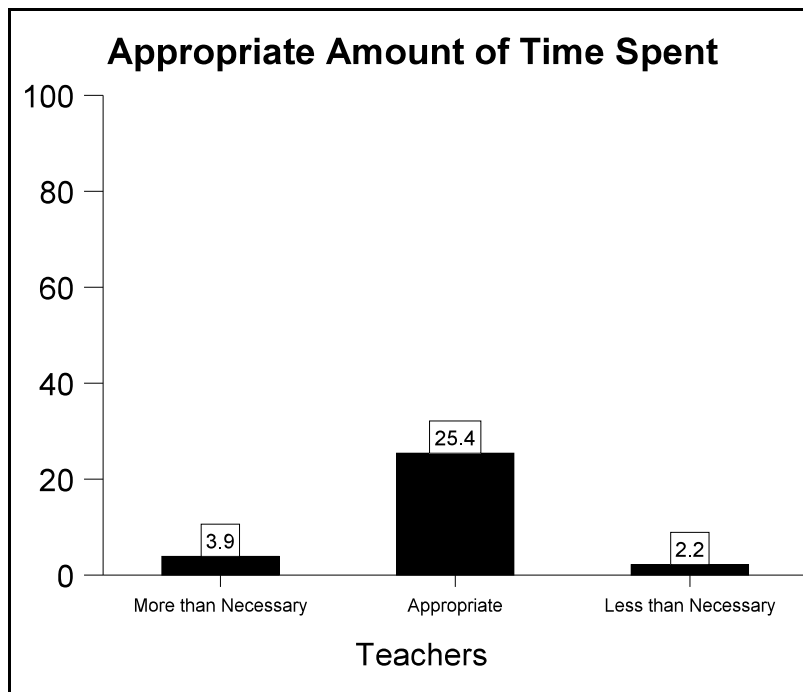


n. Mid-Term Exams

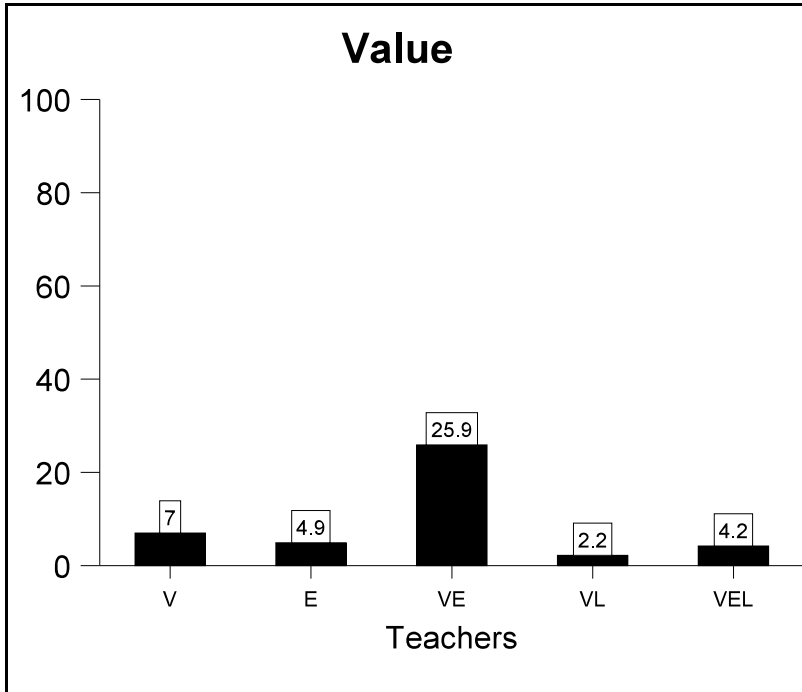


- V - A valuable use of time
- E - An effective use of time
- VE - A valuable and effective use of time
- VL - A valuable use of time, but needs to be limited
- VEL - A valuable and effective use of time, but needs to be limited

Total: 33.6%

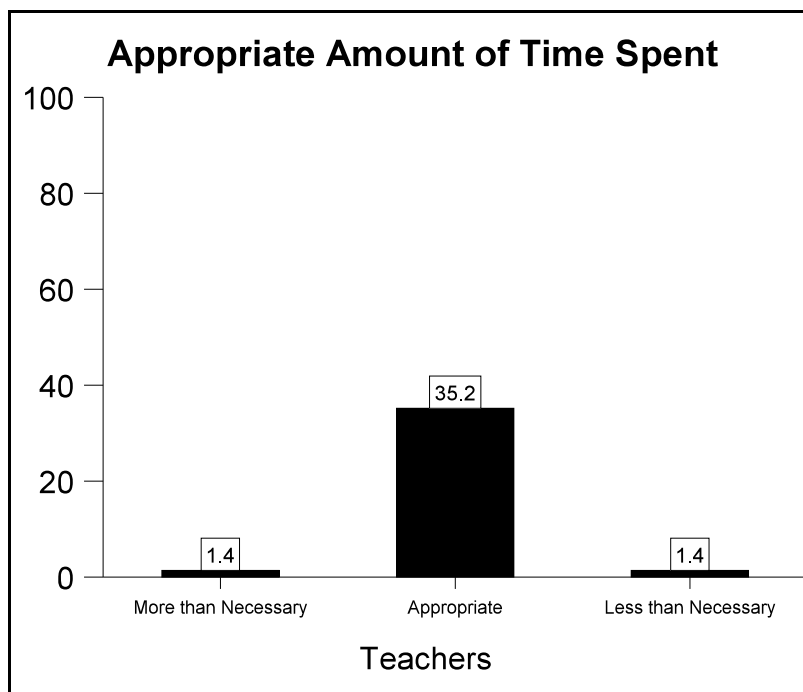


o. Final Exams

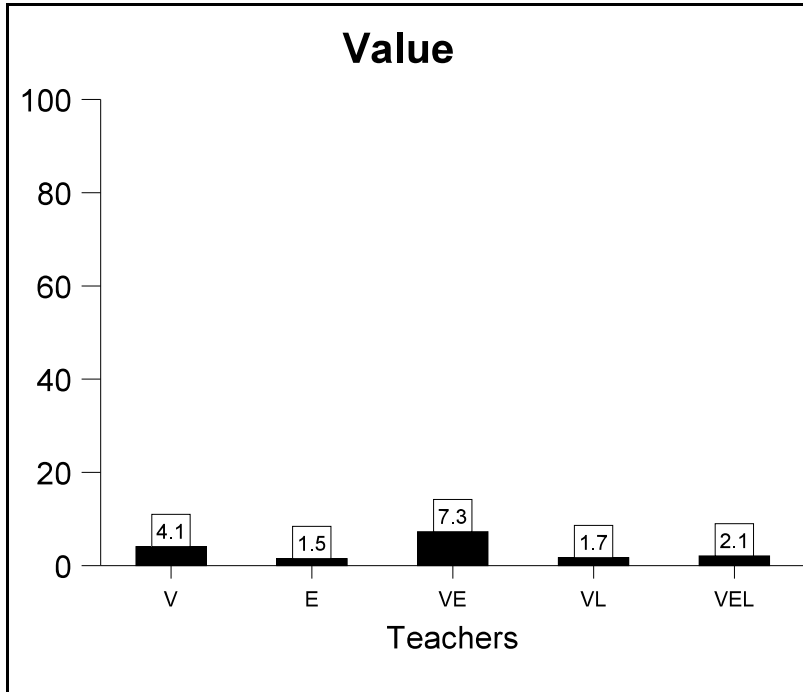


- V - A valuable use of time
- E - An effective use of time
- VE - A valuable and effective use of time
- VL - A valuable use of time, but needs to be limited
- VEL - A valuable and effective use of time, but needs to be limited

Total: 44.2%

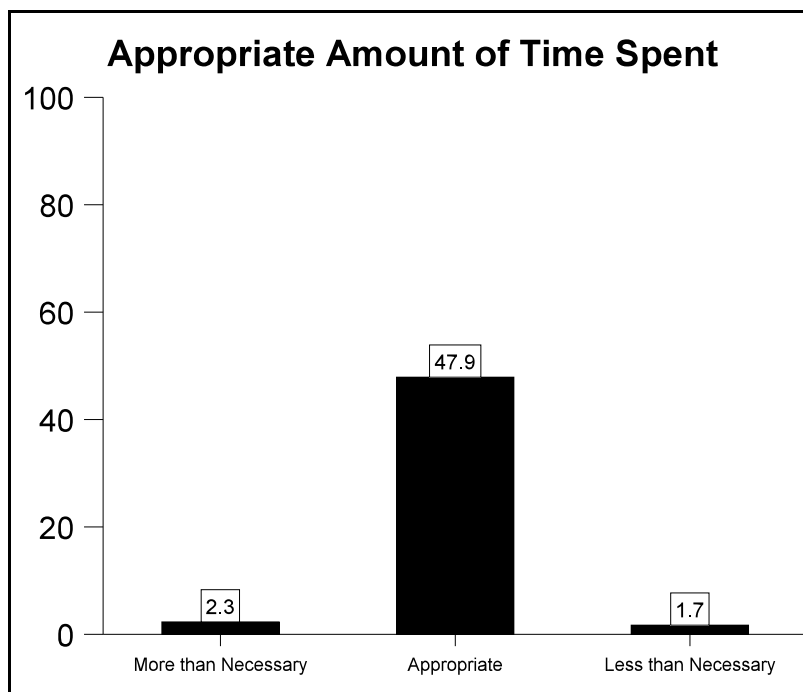


p. Weather-Related Disruptions (e.g. Snow Storms)



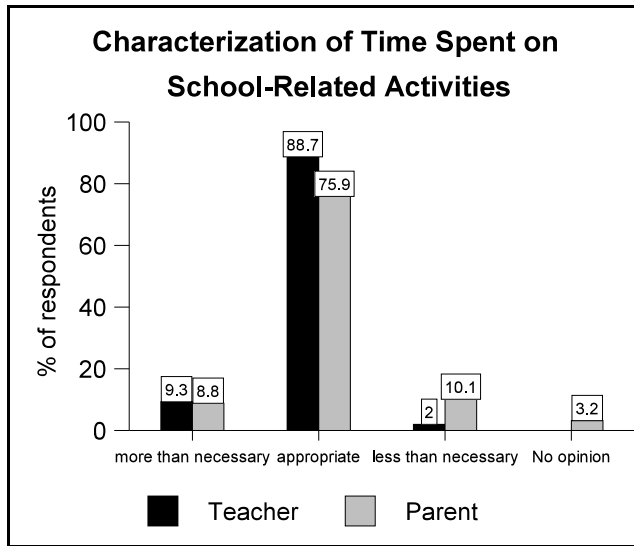
- V - A valuable use of time
- E - An effective use of time
- VE - A valuable and effective use of time
- VL - A valuable use of time, but needs to be limited
- VEL - A valuable and effective use of time, but needs to be limited

Total: 16.7%



Part 3: School-Related Activities - Overall Time Spent on

a. Characterization of Time Spent on Activities

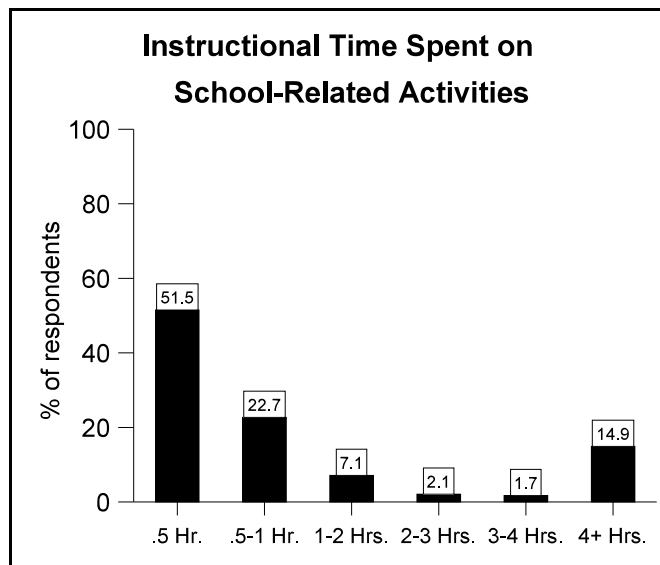


Teacher Question: *In a typical week, how would you characterize the amount of time spent on school-related activities?*

Parent Question: *Overall, what do you think about the amount of time your child spends on school-related activities?*

b. Overall Amount of Time Spent on Activities

Teacher Question: *In a typical week, estimate how much of your instructional time is spent on school-related activities.*



c. Time Estimate - Average Number of Hours Spent on School-Related Activities by Teachers during a school year.

(Note: each time interval was averaged)

- 0-5 hrs: avg. 2.5
- 5-10 hrs: avg 7.5
- 10-15 hrs: avg 12.5
- 15-20 hrs: avg 17.5
- >20 hrs: avg 22.5

Total hours estimated by all teachers (812 respondents) = 57,942.5

Average hours of all teachers (812 respondents) = 71.4

Number and Rate of Teachers Spending Various Intervals of Time

| Time Intervals: hours spent per school year | Number of Teachers | Rate (%) of Teachers |
|--|---------------------------|-----------------------------|
| 0 - 49 hrs. | 198 | 24.4 |
| 50 - 74 hrs. | 259 | 31.9 |
| 75 - 99 hrs. | 195 | 24.0 |
| 100 - 124 hrs. | 94 | 11.6 |
| 125 - 149 hrs. | 43 | 5.2 |
| 150 - 199 hrs. | 20 | 2.5 |
| 200+ hrs. | 3 | 0.4 |
| Total | 812 | 100% |

d. Comment Summary

i) *Select the option that best describes your opinion of the value of following school-related activities and events. Other (specify)...*

| Teachers | | Parents | | Support Staff | |
|----------|--|---------|---|---------------|---|
| 70 | Weather related disruptions do not belong in this survey as the weather cannot be controlled | | <i>Combined with parents' comments in the next table.</i> | 4 | More physical activity / phys ed classes |
| 17 | School-related activities are valuable , enrich student learning, offer experiences that students might not otherwise get | | | 2 | Co-op Ed programs are valuable |
| 5 | Fund raising should not be part of students' school experience. | | | 2 | Arts programs are valuable |
| 6 5 | Other activities...that cause disruption - community sports (e.g. hockey tournaments) - children's dental clinic | | | 2 | Cultural events are valuable |

ii) *Characterize the amount of time spent on the following school-related activities. Other (specify)...*

| Teachers | | Parents | | Support Staff | |
|----------|--|---------|---|---------------|---|
| 39 | Weather related disruptions do not belong in this survey as the weather cannot be controlled | 24 | 24 -Health and Well-being – building “well rounded” students; education in drug/alcohol awareness; bullying; personal development; in-school eye exams/hearing checks; body image/nutrition. | 1 | Showing movies more than necessary |
| 5 | questions not entirely applicable because new teacher, specialist or in alternative education | 11 | Physical Activities – More attention to promoting physical well-being. Daily physical activities, i.e. Intermural sports, daily gym classes. | 1 | O/T Speech less than necessary |
| 4 1 | Fund-raising - too much time spent on this - necessary for the school | 10 | Fund Raising – Too much fund raising, the expense of attending school should not fall to children. | 1 | Phys Ed mandatory for grades 1 to 12 |
| 2 | Music (choir or collecting band fees) takes too much time | 10 | Movies – Keep non-educational movies out of classrooms. | | |

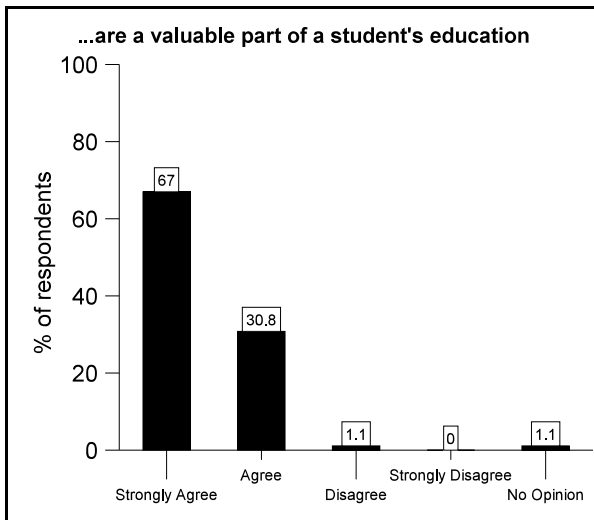
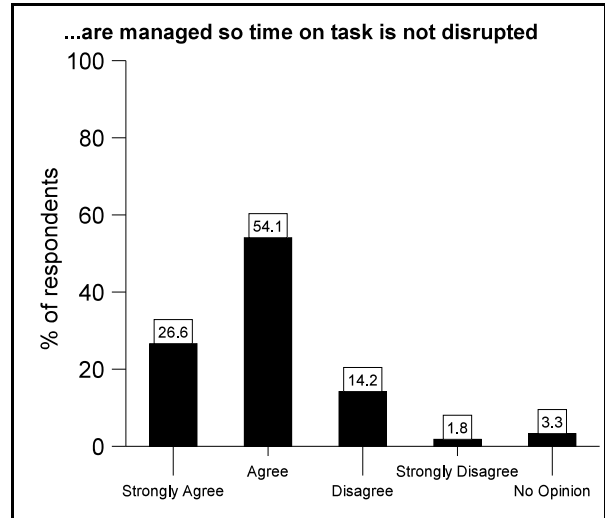
iii) Estimate *how much time your whole class (or classes), on average, spends on each activity/event for the entire school year. Other (specify)...*

| Teachers | |
|-----------------|--|
| 20 | Weather related disruptions do not belong in this survey as the weather cannot be controlled. |
| 9 | Question difficult to answer because: whole class not affected; varies from week to week; hard to quantify for the whole year vs. one week average. |
| 7 | Questions not entirely applicable because new teacher, specialist or in alternative education |
| 5 | School-related activities are valuable , enrich student learning, offer experiences that students might not otherwise get. |

Part 4: Perceptions of School - Related Activities (Teachers only)

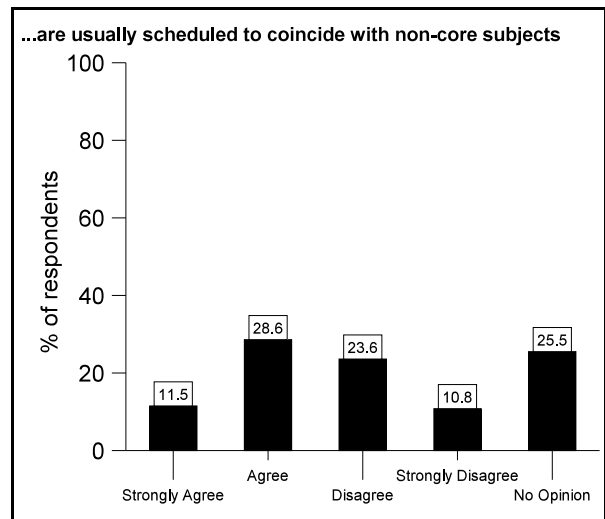
School-related activities...

a. ...are managed so time on task is not disrupted



b. ...are a valuable part of a student's education

c. ...are usually scheduled to coincide with non-core subjects



Additional notes on item c.

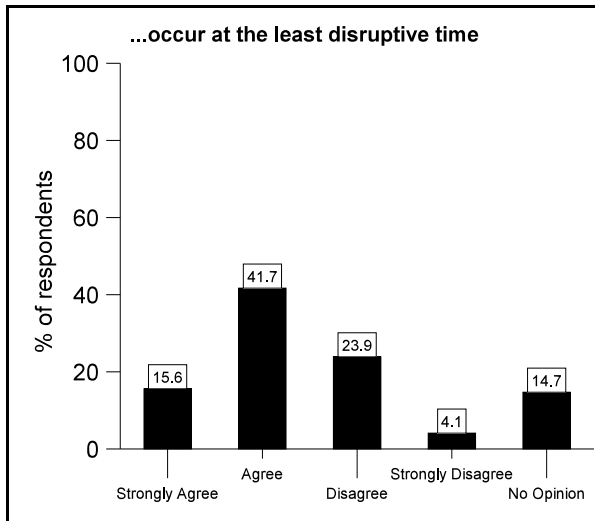
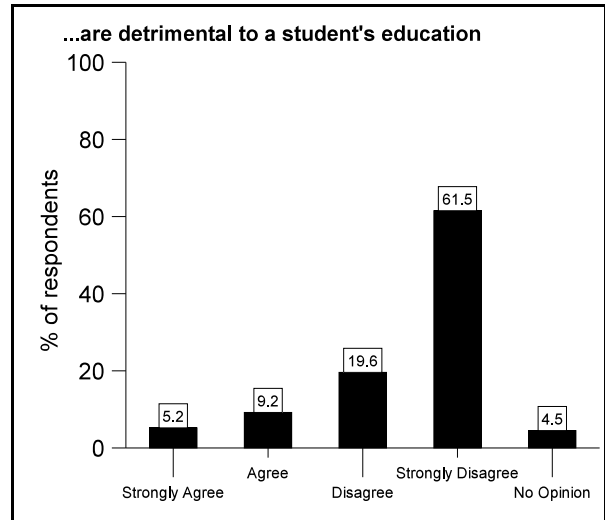
...are usually scheduled to coincide with non-core subjects

Rate (%) of respondents by Grade Level

| | Grade 1-3 | Grade 4-6 | Grade 7-9 | Grade 10- 12 | Total |
|-------------------------------------|------------------|------------------|------------------|---------------------|--------------|
| agree / strongly agree | 27.7 | 28.3 | 30.2 | 13.8 | 100% |
| disagree / strongly disagree | 25.1 | 29.1 | 25.3 | 20.6 | 100% |
| no opinion | 21.6 | 17.1 | 23.9 | 37.5 | 100% |

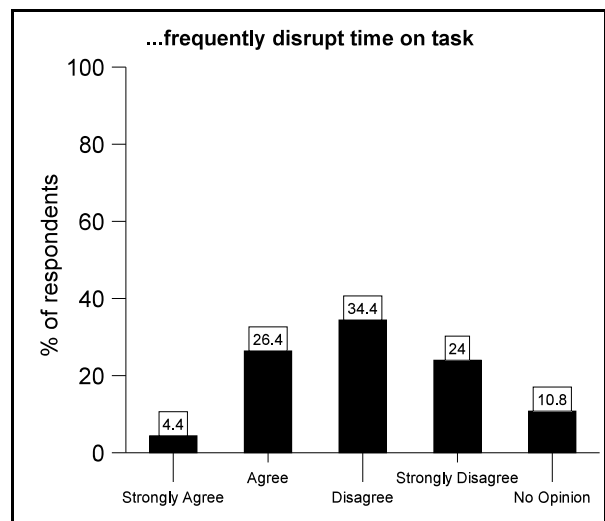
School-related activities...

d. ...are detrimental to a student's education



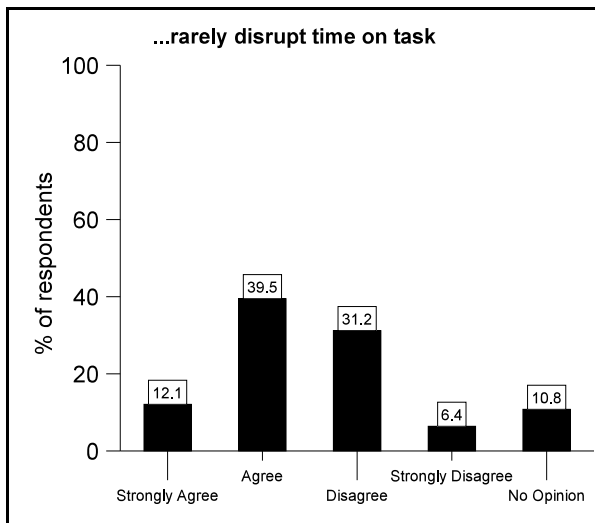
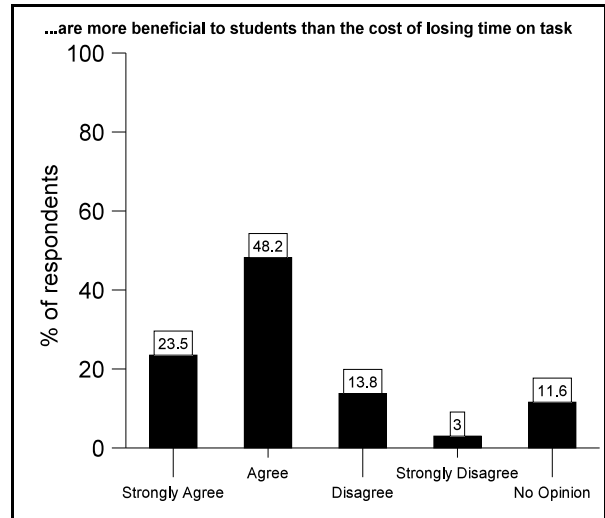
e. ...occur at the least disruptive time

f. ...frequently disrupt time on task



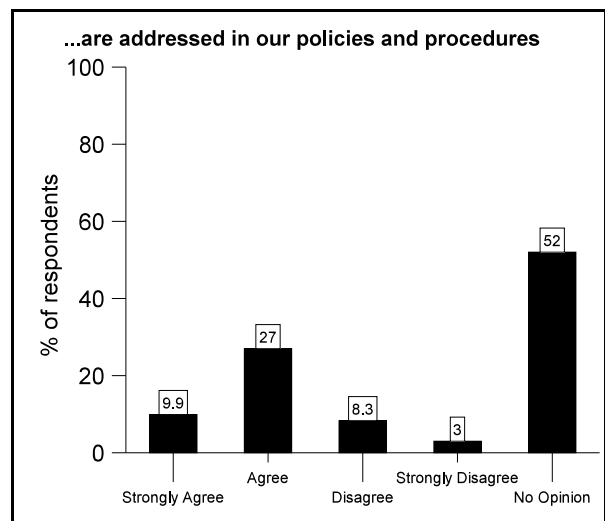
School-related activities...

g. ...are more beneficial to students than the cost of losing time on task



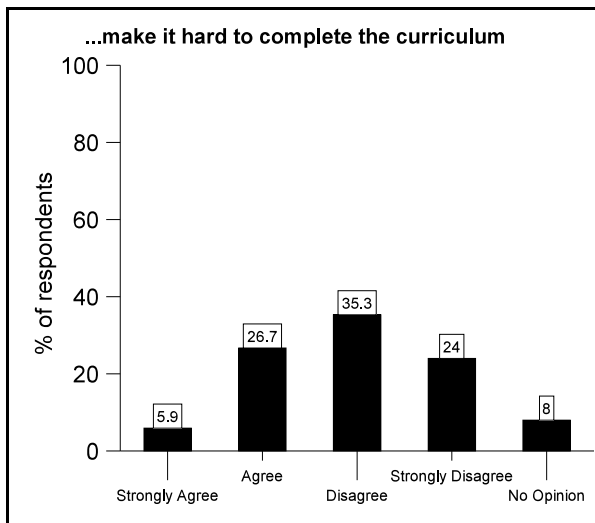
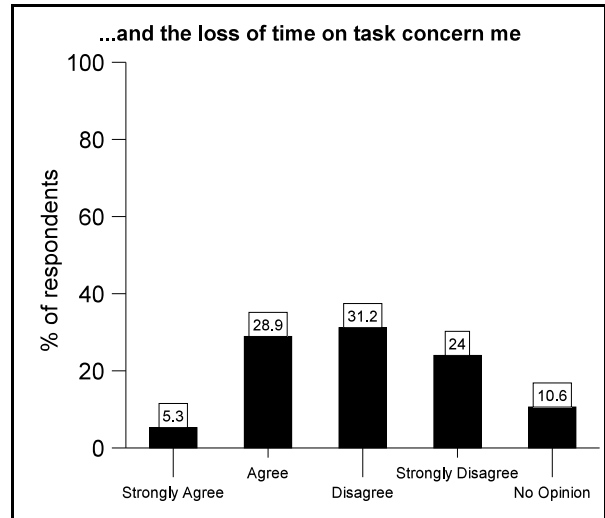
h. ...rarely disrupt time on task

i. ...are addressed in our policies and procedures



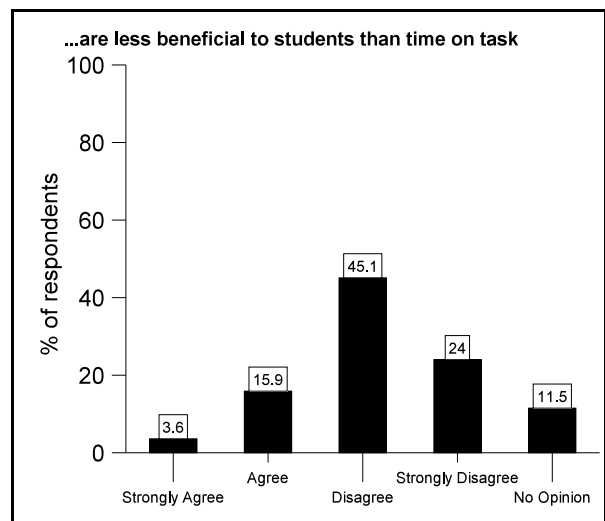
School-related activities...

j. ...and the loss of time on task concern me



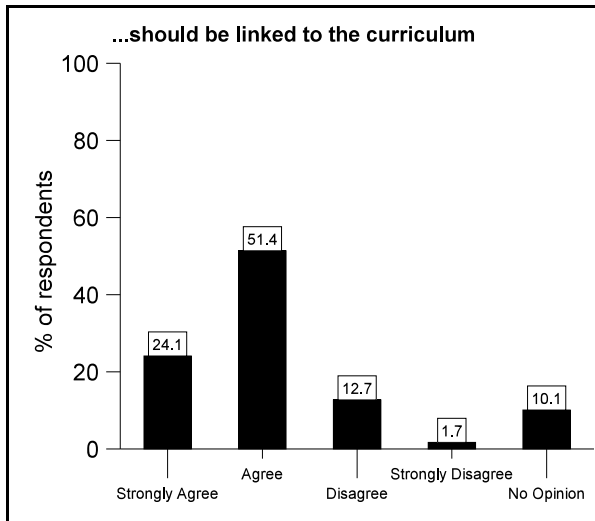
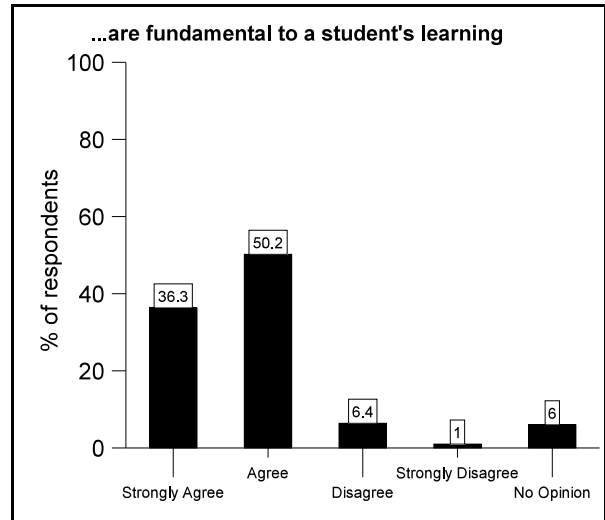
k. ...make it hard to complete the curriculum

l. ...are less beneficial to students than time on task



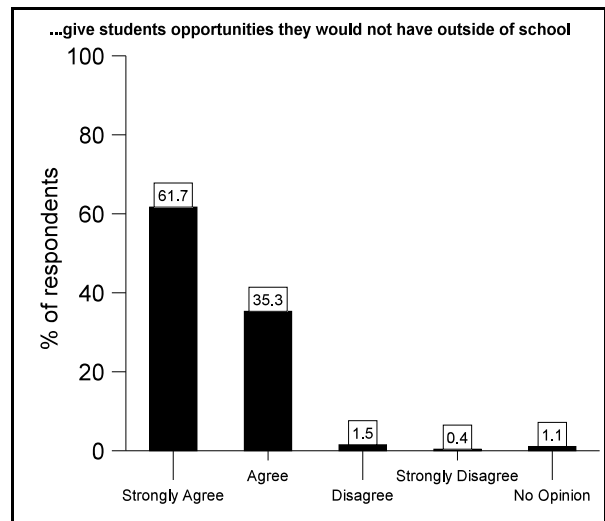
School-related activities...

m. ...are fundamental to a student's learning



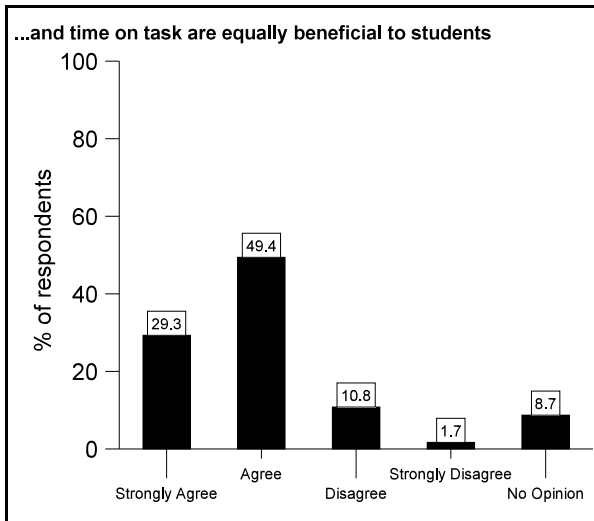
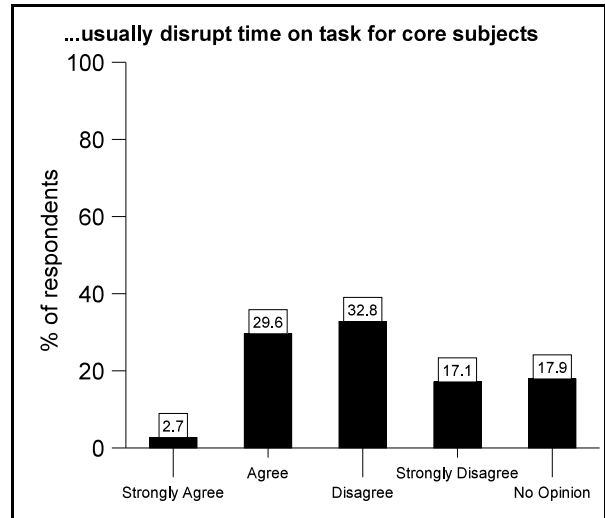
n. ...should be linked to the curriculum

o. ...give students opportunities they would not have outside of school



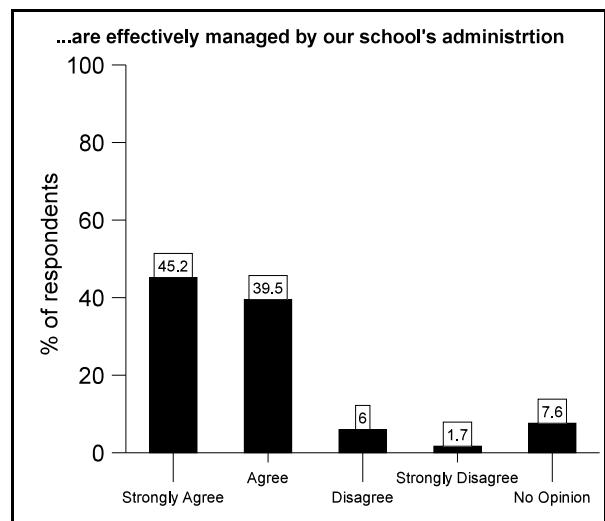
School-related activities...

p. ...usually disrupt time on task for core subjects



q. ...and time on task are equally beneficial to students

r. ...are effectively managed by our school's administration



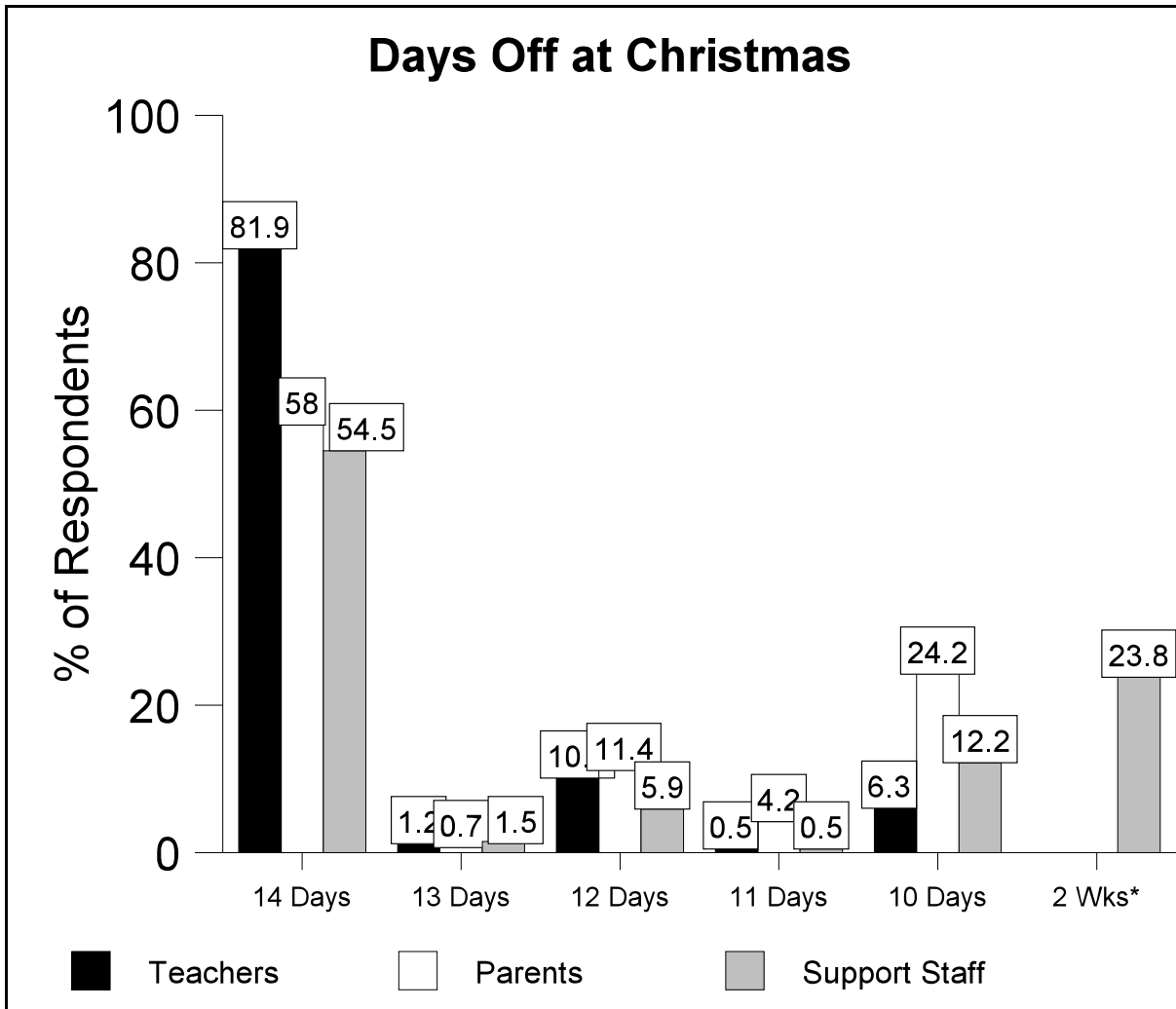
Additional notes on item p.**... usually disrupt time on task for core subjects****Rate (%) of respondents by Grade Level**

| | Grade 1-3 | Grade 4-6 | Grade 7-9 | Grade 10-12 | Total |
|-------------------------------------|------------------|------------------|------------------|--------------------|--------------|
| agree / strongly agree | 33.2 | 30.2 | 18.3 | 18.3 | 100% |
| disagree / strongly disagree | 22.4 | 26.0 | 30.9 | 20.7 | 100% |
| no opinion | 21.6 | 26.6 | 32.4 | 19.4 | 100% |

Part 5: Breaks During the School Year

a. Days off During Christmas Break

How many DAYS IN A ROW, including weekends and holidays, do you think students/ teachers should have off during the Christmas break?*



*Note: Parent Survey and Support Staff Survey only asked how many days students should have off.

Note: 23.8% of Support Staff Survey respondents stated that their preference was to have 2 full weeks - Monday to Friday - for Christmas Break, even though this was not an option provided on the Survey.

b. Last Day of School

Teachers / Support Staff

Sometimes the last day that teachers/some support staff go to school in June is a Monday or Tuesday. When this happens, which option would be most acceptable to you?

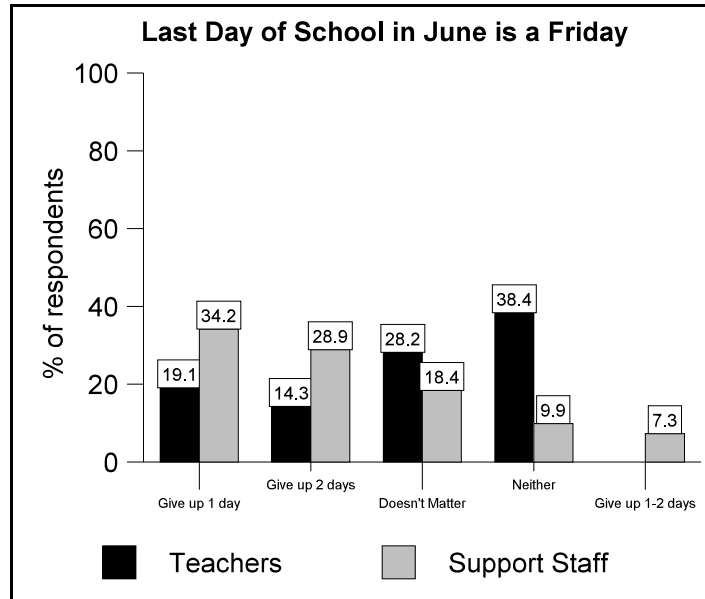
Give up 1 day: *Give up one day of the Christmas break so that the last day at school in June is a Friday*

Give up 2 days: *Give up two days of the Christmas break so that the last day at school is a Friday*

Doesn't Matter: *It doesn't matter to me*

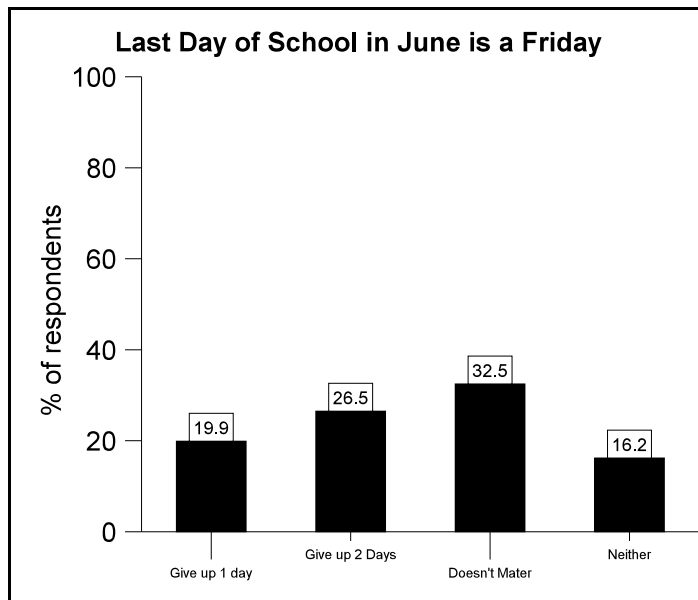
Neither: *Neither are acceptable. Another option is:*

Give up 1-2 Days: *Not an option provided on the survey, however 44 of Support Staff Survey respondents checked both a) and b) or wrote in that both were acceptable.*



Parents

Sometimes the last day that students go to school in June is a Monday or Tuesday. Which of the options below is acceptable to you?



Give up 1 day: *Give up one day of the Christmas break so that the last day at school in June is a Friday*

Give up 2 days: *Give up two days of the Christmas break so that the last day at school is a Friday*

Doesn't Matter: *It doesn't matter to me*

Neither: *Neither are acceptable. Another option is:*

NOTE: Parents were asked about last day of school for students, whereas teachers/support staff were asked about last day of school for teachers/support staff

c. Partial Weeks During Christmas Break

Often students, teachers and some support staff go to school for a partial week before and after the Christmas break. Of the options below, please check the boxes of all options that are acceptable to you.

- OPTION 1 - Students/teachers start their break on Tuesday and return to school on Tuesday.
- OPTION 2 - Students/teachers start their break on Wednesday and return to school on Wednesday.
- OPTION 3 - Students/teachers start their break on Thursday and return to school on Thursday.
- OPTION 4 - Students/teachers start their break on Friday and return to school on Friday.

Rate of Options Chosen by Respondents

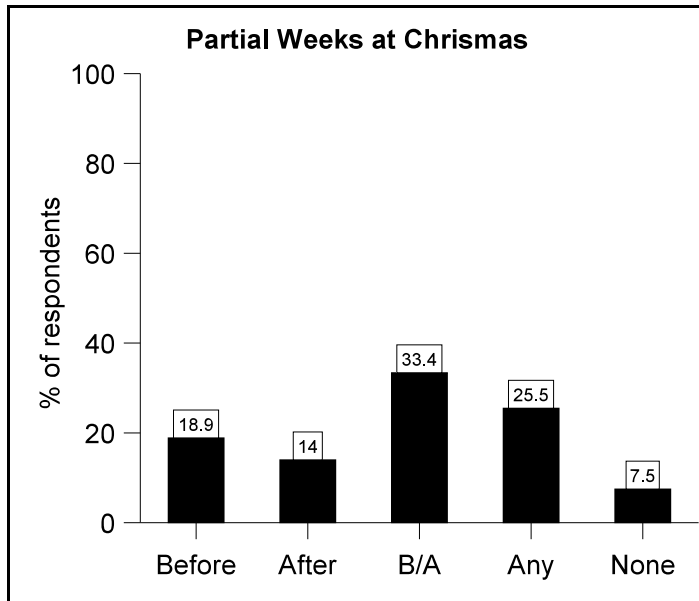
| | 1 only | 2 only | 3 only | 4 only | 1&2 | 1&3 | 1&4 | 2&3 | 2&4 | 3&4 | 1&2&3 | 2&3&4 | 1&2&3&4 | None | No Response |
|----------------------|--------|--------|--------|--------|------|-----|-----|-----|-----|-----|-------|-------|---------|------|-------------|
| Teachers | 17.0 | 33.1 | 7.0 | 7.1 | 10.1 | 0.1 | 0.4 | 8.0 | 0.1 | 1.0 | 5.0 | 1.1 | 10.2 | 0 | 0 |
| Support Staff | 60.3 | 8.0 | 2.6 | 10.0 | 2.8 | 0 | 1.3 | 1.3 | 0 | 0.2 | 0.5 | 0.3 | 2.3 | 9.9 | 0.5 |

- A total of 1320 options were selected by the 812 teacher respondents.
- A total of 632 options were selected by the 546 support staff who indicated an option (excludes None and No Response)

Rate of Options Chosen by Respondents

| | 1 | 2 | 3 | 4 | TOTAL |
|----------------------|------|------|------|------|-------------|
| Teachers | 26.2 | 41.6 | 19.9 | 12.3 | 100% |
| Support Staff | 64.7 | 14.7 | 7.07 | 13.6 | 100% |

d. Partial Weeks During Christmas Break

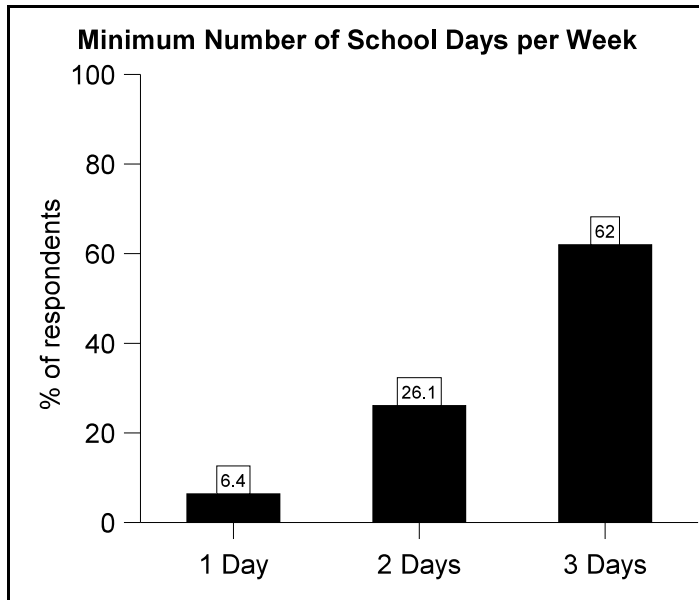


Parents only

Partial weeks often happen before and after the Christmas break. Which one of the following options do you like best?

- Before - *Partial week before Christmas break*
- After - *Partial week after Christmas Break*
- B/A - *Partial week before and after Christmas is okay*
- Any - *Any of the above*
- None - *None of the above*

e. Minimum Number of Days in a Partial Week

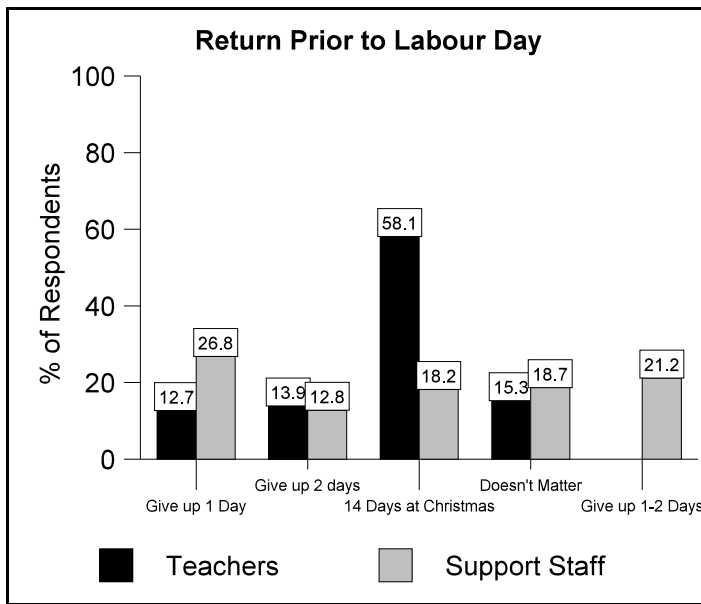


Parents only

It may be possible to limit the number of days that your child goes to school during a partial week at Christmas or at the end of the school year. What would be the minimum number of days in a partial week that you would like your child to go to school?

- 1 Day: *Child goes to school on one day during the week*
- 2 Days: *Child goes to school for two days during the week*
- 3 Days: *Child goes to school for three days during the week*

f. Return to School Before Labour Day



Teachers and Support Staff

Sometimes the calendar requires staff to return to school prior to the Labour Day weekend. Select which option you prefer.

Give up 1 day - I would be willing to give up one day during the Christmas break not to go back to school on a Friday before the Labour Day weekend.

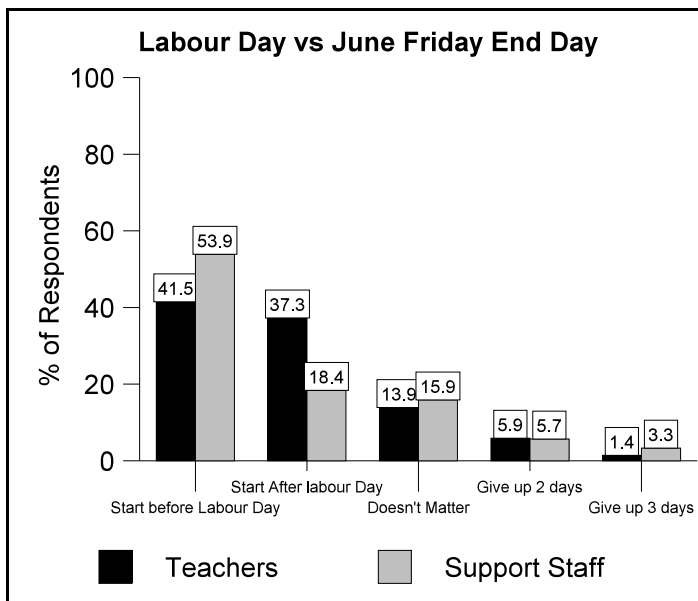
Give up 2 days - I would be willing to give up two days during the Christmas break not to go back to school on the Thursday and Friday before the Labour Day weekend.
 14 Days at Christmas - I would want the 14 days at Christmas despite having to go back to school before the Labour Day weekend.

Doesn't Matter - It does not matter to me.

No Response.

Note: Give up 1-2 Days: Not an option provided on the survey, however 119 respondents checked both a) and b) or wrote in that both were equally acceptable.

g. Return to School Before Labour Day vs. Finish School on a Friday in June



Teachers and Support Staff

If it was necessary to choose between going back before Labour Day weekend and finishing in June on a Friday, what would be your choice?

Start before Labour Day - Start before the Labour Day weekend in order to finish in June on a Friday.

Start after Labour Day - Start after the Labour Day weekend and finish on the June 30th, regardless of what day the 30th falls on.

Doesn't Matter - It does not matter to me

Give up 2 Days - I would be willing to give up two days during the Christmas break so that I would not have to choose.

Give up 3 Days - I would be willing to give up three days during the Christmas break so that I would not have to choose

h. Comment Summary

Sometimes the last day of school is a Monday or Tuesday. Which of the options below is acceptable to you? Neither are acceptable. Another option is...

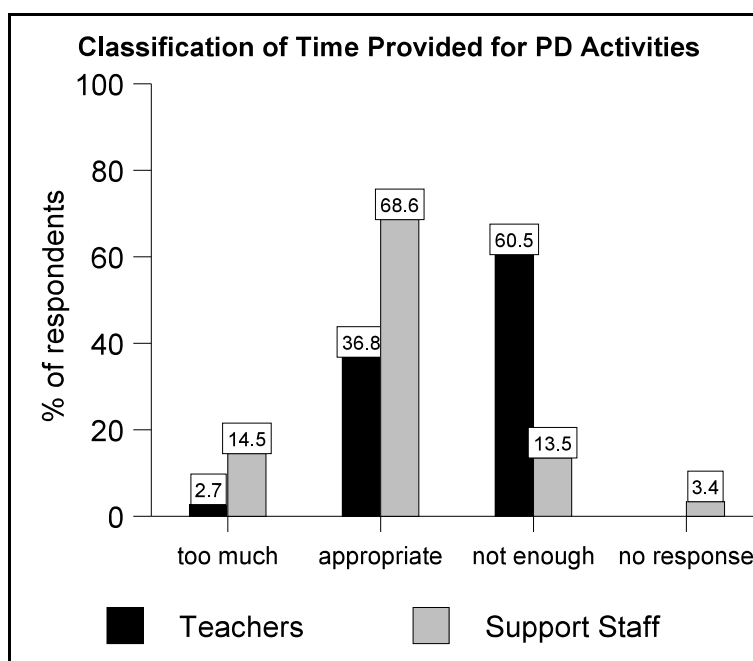
| Teachers | | Parents | | Support Staff | |
|----------|--|---------|---|---------------|------------------------------------|
| 93 | Leave as is: - Keep 10 instructional days at Christmas break - Start school earlier in September or August - End school on June 30 th regardless of the day of the week | 130 | Leave as is: - Fine the way it is - Don't touch Christmas - Nothing happens end of June - Start school earlier in Aug. / Sept. | 29 | End on a Friday - EI Impact |
| 10 | Longer March break and/or Easter break | 72 | Students should end on Friday | 10 | Leave as is |
| 7 | Students and/or teachers should end on a Friday | 16 | Prefer less time at Christmas | | |

Part 6: Professional Development

a. Overall Classification

Teachers and Support Staff

Overall, how would you classify the amount of time provided for professional development activities?



b. Comment Summary

If you tell us that you need more PD time, what would be the optimum way to offer this PD? (Your answers need not be limited to existing PD models.)

| Teachers | |
|----------|---|
| 36 | Teachers have to be afforded more time together so that they can get together and talk openly about what they are doing in the classrooms. Can include shadowing another teacher / teacher observation. |
| 14 | More PD in relation to the actual courses being taught in the curriculum. |
| 16 | More grade level PD within families of schools. |
| 19 | Shorten the school day or use a full day (students stay home) on occasion/monthly in order to allow teachers more opportunities for PD. (E.g. Fortune and Rollo Bay model.) |
| 14 | Allow schools the option to lengthen the school day, or in other ways, allowing them to 'bank' time and be able to enjoy more solid blocks of school-based or department-led PD time. |