

Life After High School

Class of 2005 Expectations

A survey of Prince Edward Island students
enrolled in Grade 12 in 2005



*What will they do?
Where will they live?
What factors influence the choices they
make about life after high school?*



Education and Early
Childhood Development

Life After High School:
The Class of 2005
Expectations

For information, contact:

Department of Education and Early Childhood Development
Research and Corporate Services
16 Fitzroy Street
P.O. Box 2000
Charlottetown, PE C1A 7N8

Tel: 902 620 3045
Fax: 902 368 4663
www.edu.pe.ca

Table of Contents

| | |
|---|----|
| Executive Summary..... | 1 |
| List of Figures and Tables..... | 4 |
| Background and Methodology..... | 5 |
| Survey Respondents..... | 6 |
| Response Rate..... | 6 |
| Personal and Background Information..... | 6 |
| Preparation For After Graduation..... | 8 |
| High School Course Selections..... | 8 |
| Anglophone Language Course Selections..... | 8 |
| Francophone Language Course Selections..... | 9 |
| Factors Influencing Course Selection..... | 9 |
| Course Selection and Future Planning..... | 10 |
| French Immersion..... | 10 |
| Course Selection and Information to Support Post-Secondary Education..... | 10 |
| Assistance with Career Planning..... | 11 |
| Future Plans and Expectations..... | 12 |
| Immediate Plans After High School..... | 12 |
| Plans to Attend University..... | 13 |
| Reasons for Choosing a University..... | 14 |
| Paying for University Education..... | 14 |
| Status of University Acceptance..... | 15 |
| Choice of University Program..... | 15 |
| Plans to Attend College..... | 16 |
| Reasons for Choosing a College..... | 17 |
| Paying for College Training and Education..... | 17 |
| Status of College Acceptance..... | 18 |
| Choice of College Program..... | 18 |
| Plans to Work / Trades Apprentices..... | 19 |
| Choice of Trades..... | 20 |
| Work Lined Up After Graduation..... | 20 |
| Opinions..... | 21 |
| Education and Careers..... | 21 |
| Expected Future Mobility..... | 22 |
| Trends..... | 24 |
| Plans After High School..... | 24 |
| Plans to Live/Stay in PEI..... | 27 |
| Conclusion..... | 28 |

Appendix A – Responses of Survey of Grade 12 Senior High Students

Appendix B – Surveys: English and French, Grade 12 Senior High Expectations Survey, 2005

EXECUTIVE SUMMARY

Background

In the Spring of 2005, 1,241 grade 12 students across Prince Edward Island were surveyed regarding their expectations following high school. This marked the seventh year that the survey was conducted by the Department of Education. The objectives of the survey were to:

- continue the tracking of PEI high school graduates and
- help decision makers be more responsive to the needs of high school students in preparation for the transition from secondary schools to either post-secondary institutions or immediately to the labour force.

The 2005 survey instrument was revised and was comprised of four sections which included:

- Personal Information
- Background Information
- Future Plans After High School
- Opinions

The questionnaire was administered in both official languages.

The main purpose of this survey was to allow the Department of Education to make informed recommendations both within the department and to educational partners.

Family Composition and Residence

Of the students surveyed in 2005, 73% lived with both parents and 18% lived with their mother/female guardian. The majority of students surveyed (90%) have lived in Prince Edward Island for more than 11 years.

Preparation for After Graduation

Academic language programs were selected more often than Advanced, General or Practical language programs. Overall, 84% of anglophone students took Academic English in grade 12, while 97% of francophone students enrolled in Academic French.

The factors which students indicated had the most influence on high school course selection were personal interest (54%) and ability (13%). The factors with the lowest influence on course selection were parents (5%), friends (4%) and teachers (3%).

Future Plans and Expectations

After high school approximately 72% (888) of graduates plan to continue their education, either through university, college, trade school or upgrading. Of the remaining respondents, 15% of graduates plan to enter the workforce immediately after high school, 5% specified that they have other plans, and the remaining 8% of respondents are unsure of their plans.

Over 50% (622) of survey respondents plan to attend university. Of these students, 62% plan on attending the University of PEI, and 31% of students plan on attending a university off-Island. Students chose the university they plan to attend for various reasons, the most common being that it offers the program they want to take (28%) or that they will be able to live at home (27%). Nearly half (44%) of university-bound students indicated that they will obtain a student loan in order to pay for the majority of their education. The most popular choices of university program fields are Sciences (43%) and Arts (34%).

Over 17% (212) of survey respondents plan to attend college. Of these students 72% plan on attending Holland College, while 21% plan on attending a college/technical school off-Island.

Students chose the college they plan to attend for various reasons, however the most common reason given for their choice of college was that it offers the program they want to take (79%). Nearly half (49%) of college-bound students indicated that they will obtain a student loan in order to pay for the majority of their education. The most popular choices of college programs are Computer Technology, Tourism & Travel Management, Business Administration and Carpentry with 6% of students selecting each program.

Approximately 15% (189) of survey respondents plan to enter the workforce or be registered for a trade apprenticeship. The most popular choices for apprenticeships are Carpentry and Automotive Service Technician.

Opinions

Students were asked their opinions on several statements regarding career plans and life long learning.

- 83% of students thought about going to university, 67% of students thought a university degree would allow them to fulfill their career goals.
- 61% of students thought about going to college, 47% of students thought a college diploma would fulfill their career goals.
- 80% of students thought they needed to have a career goal now, 19% thought planning for their career could wait.
- 96% of students agreed that making a good living was important to them, 81% thought that enjoying their job was more important than the amount of money they made.
- 49% of students did not believe they had enough money to go to university or college, 28% thought that everyone who needed a student loan could get one.
- 43% of students expected to be able to find work in their chosen occupation in PEI, 42% thought they would be able to achieve their job or career goals in PEI, and 30% of students indicated that they planned to live in PEI permanently.

List of Figures and Tables

| | |
|---|----|
| Figure 1: Respondents, by High School, 2005. | 6 |
| Figure 2: Living Arrangements, 2005. | 7 |
| Figure 3: Length of Residence in PEI, 2005. | 7 |
| Figure 4: Factors Influencing Course Selection, 2005. | 9 |
| Figure 5: Supporting Plans for Post-Secondary Education, 2005. | 10 |
| Figure 6: Career Planning Resources Used, 2005. | 11 |
| Figure 7: Future Plans After High School, by Gender, 2005. | 12 |
| Figure 8: Universities Students Plan to Attend, 2005. | 13 |
| Figure 9: Means of Paying for Majority of University Education, 2005. | 14 |
| Figure 10: Choice of University Program, 2005. | 15 |
| Figure 11: Colleges Students Plan to Attend, 2005. | 16 |
| Figure 12: Means of Paying for Majority of College Education, 2005. | 17 |
| Figure 13: Choice of College Program, 2005. | 18 |
| Figure 14: Work Lined Up After Graduation, 2005. | 20 |
| Figure 15: Agreement with Statements, 2005. | 21 |
| Figure 16: Plans to Live in PEI on a Permanent Basis, 2005. | 22 |
| Figure 17: Would Return to Work in PEI, 2005. | 22 |
| Figure 18: Expect to Find Work in Chosen Field in PEI, 2005. | 23 |
| Figure 19: Considered Establishing a Business in PEI, 2005. | 23 |
| Figure 20: Able to Achieve Career Goals in PEI, 2005. | 23 |
| | |
| Table 1: Anglophone Student Enrollment in Grade 12 English Courses, 2005. | 8 |
| Table 2: Francophone Student Enrollment in Grade 12 Language Courses, 2005. | 9 |
| Table 3: Reasons for Choosing a University, 2005. | 14 |
| Table 4: Status of Acceptance for the Fall, 2005. | 15 |
| Table 5: Reasons for Choosing a College, 2005. | 17 |
| Table 6: Status of Acceptance for the Fall, 2005. | 18 |
| Table 7: Students Who Are Registered Trade Apprentices, 2005. | 19 |
| Table 8: Students Who Plan to Register as a Trade Apprentice, 2005. | 19 |
| Table 9: Top Four Choices of Trades, 2005. | 20 |
| Table 10: Students Planning to go to University. | 24 |
| Table 11: Students Planning to go to UPEI. | 24 |
| Table 12: Students Planning to go to College or Private Training School. | 25 |
| Table 13: Students Planning to go to Holland College. | 25 |
| Table 14: Students Planning to go to Work or Trade Apprentice. | 26 |
| Table 15: Students Registered/Planning to Register as a Trade Apprentice. | 26 |
| Table 16: Students Planning to Live/Stay in PEI on a Permanent Basis. | 27 |
| Table 17: Students Expecting to Find Work in Their Chosen Occupation in PEI. | 27 |

BACKGROUND AND METHODOLOGY

This report is a continuation of the tracking of Island grade 12 graduates which was initiated in the spring of 1998 in a report called *Encouraging Island Graduates to Return/Remain Home 1998*. Since that time the survey has been modified and implemented each year (except for 2004). This 2005 report is the seventh in the series and contains survey results which will be used to help determine the future plans of these graduates.

In the Spring of 2005, the *Expectations of Island Students 2005: Questions for Grade 12 Senior High Students* survey (referred to hereafter as the survey) was distributed to all Island high schools for completion by their grade 12 students.

Administration of the survey in each school was determined by the principal and teachers. Once completed, surveys were collected and sent to the PEI Department of Education for data entry and analysis.

The survey asked students to supply the following information: name, address, postal code, home phone number and other contact number. This information was entered in a database and will enable researchers to track these students in the future.

The following section of the report provides an analysis of the survey results. Appendix A contains the tabular presentation of responses for each question in the survey. Appendix B contains a copy of the survey in both official languages.

SURVEY RESPONDENTS

Response Rate

The survey was completed by 1,241 grade 12 students out of a possible 1,695¹. This marked a participation rate of 73%.

Figure 1 presents the distribution of students by high school. Of the students who responded to the survey, 52% were female and 48% were male.

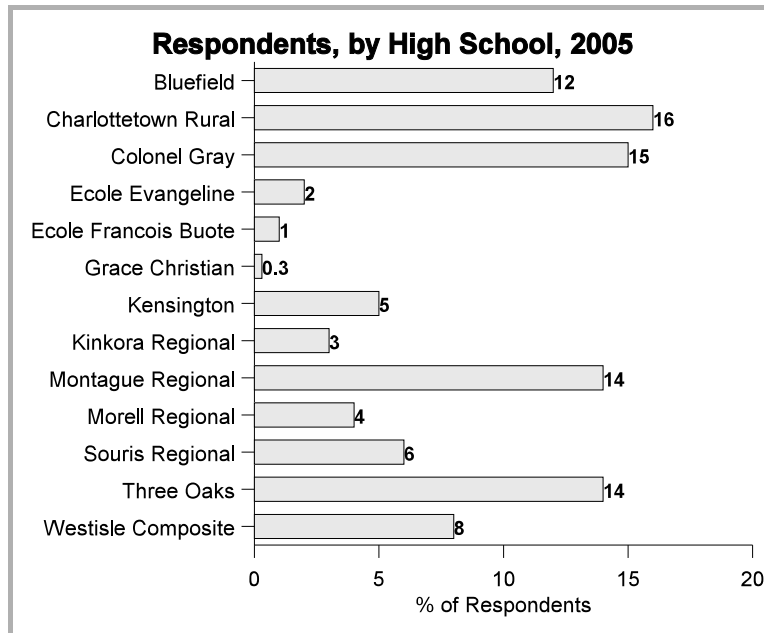


Figure 1

Personal and Background Information

The survey asked students to indicate who they lived with (most of the time). Close to three-quarters (73%) of students indicated that they resided with both parents or guardians, 19% lived with their mother or female guardian and 5% lived with their father or male guardian.

¹ Grade 12 Graduate List, Department of Education, June 2005.

Of the 295 students who responded that they lived with a single parent or guardian, 78% lived with their mother or female guardian, while only 22% lived with their father or male guardian.

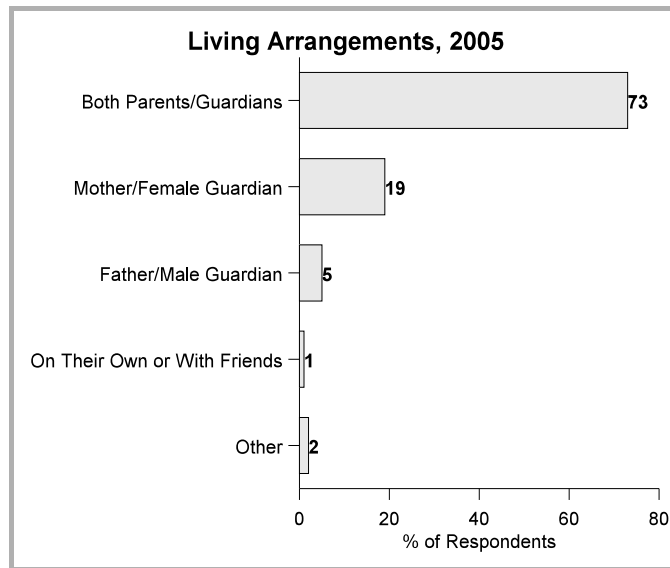


Figure 2

The survey asked students to indicate how long they had lived in PEI. Close to 90% indicated that they had lived in PEI for more than eleven years.

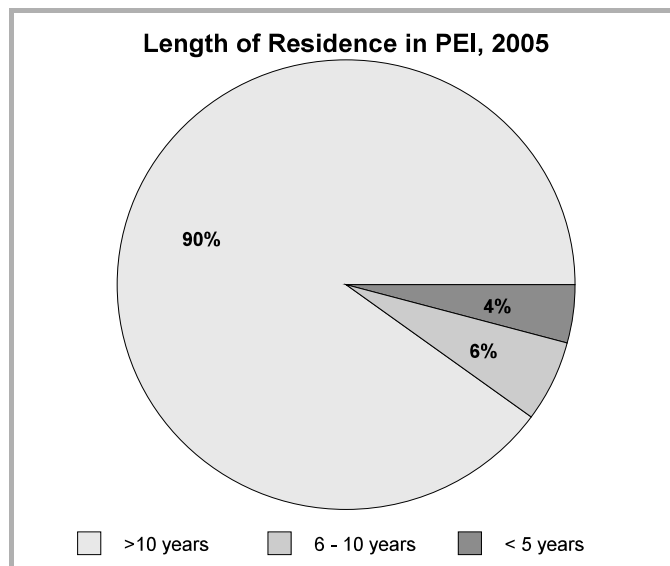


Figure 3

PREPARATION FOR AFTER GRADUATION

High School Course Selections

Of the 1,241 students who responded to the survey, 97% (1207 students) attended Anglophone schools. The other 3% (34 students) of students attended Francophone schools. Students were asked to identify which language course(s) they took during grade 12.

Anglophone Language Course Selection

Table 1 presents the rates of English courses taken by those students attending Anglophone schools. The majority (84%) of these students enrolled in Academic English.

Anglophone Student Enrollment in Grade 12 English Courses, 2005

| Grade 12 English | Respondents | |
|-----------------------|-------------|----|
| | # | % |
| Advanced English 611* | 21 | 2 |
| Academic English 621 | 1011 | 84 |
| General English 631 | 167 | 13 |
| Practical English 651 | 8 | 1 |

Table 1

* NOTE: Advanced English is only offered in a limited number of high schools.

Francophone Language Course Selection

Table 2 presents the rates of language courses taken by those students attending Francophone schools. Over half of respondents (65%) indicated that they had enrolled in both Français 621 and Anglais 621.

Francophone Student Enrollment in Grade 12 Language Courses, 2005

| Grade 12 Language Courses | Respondents | |
|---|-------------|----|
| | # | % |
| Academic French 621 + Academic English 621 | 22 | 65 |
| Academic French 621 only | 11 | 32 |
| Academic English 621 only | 1 | 3 |

Table 2

Factors Influencing Course Selection

Students were asked to indicate which factor had the most influence on their grade 12 course selection. Over half (54%) of students indicated that personal interest had the most influence.

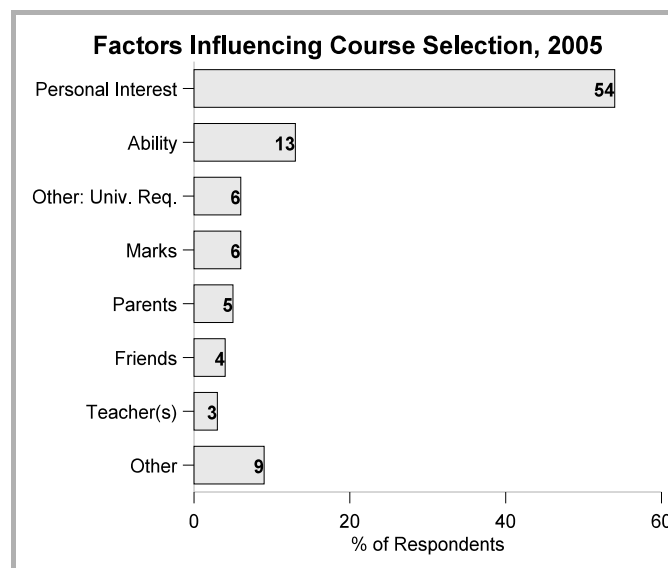


Figure 4

Course Selection and Future Planning

Students were asked a series of questions to determine if they had started making plans for their futures since beginning high school. They were asked if they had taken French immersion, and if they had assistance with selecting their courses, planning for post-secondary education and career planning.

French Immersion

Students were asked if they took French immersion while in high school. Close to one-quarter (22%) of survey respondents indicated yes, they had taken French immersion.

Course Selection and Information to Support Post-Secondary Education

Figure 5 presents the rates of respondents who indicated yes, they had taken courses or had received information that supported their planning for post-secondary education. In all cases, except for receiving information on trade apprenticeships, the results showed that over 70% of students made plans and choices that supported plans for post-secondary education. In particular, 88% of respondents had taken courses that would prepare them for a post-secondary education.

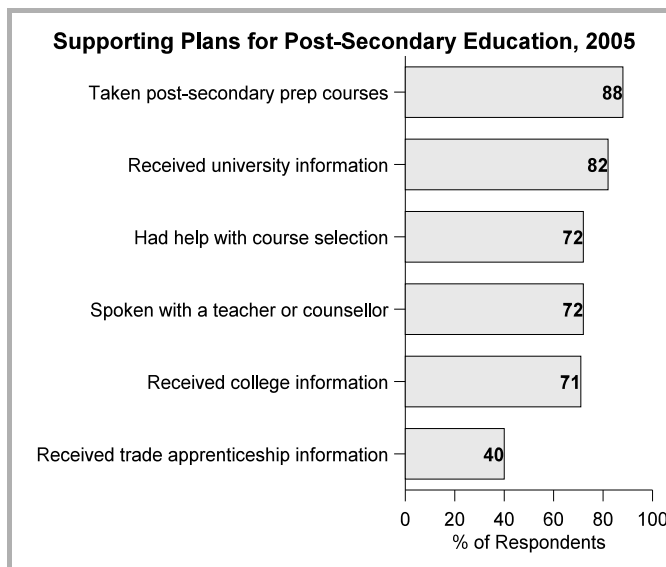


Figure 5

Assistance with Career Planning

In the survey, most students indicated they had not used career planning resources. Of the resources available, the Choices Career Planning program was selected most often by survey respondents (30%).

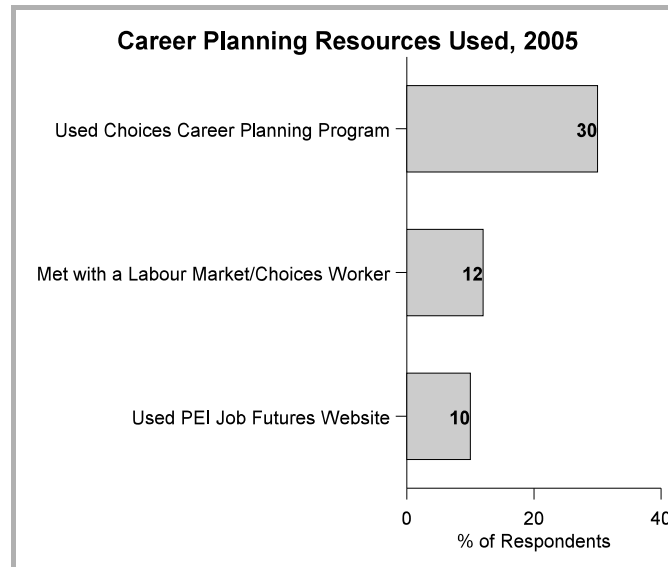


Figure 6

FUTURE PLANS AND EXPECTATIONS

Immediate Plans after High School

The survey asked students to indicate their plans for the fall and whether they planned to continue their education or work. The results are presented in Figure 7 by gender. Results show that more females planned to attend university, while more males planned to attend college or enter the workforce.

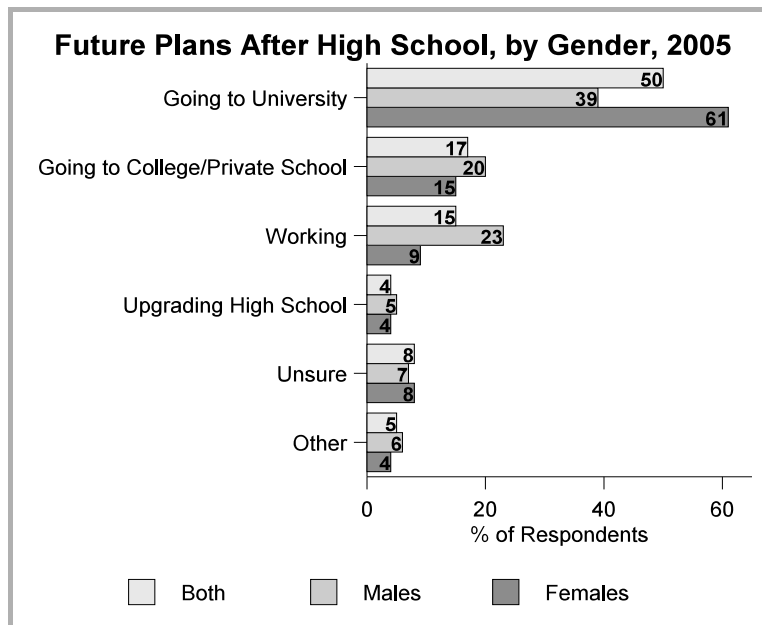


Figure 7

Plans to Attend University

Of the students who planned to go on to university, the majority (63%) indicated that they planned to attend the University of Prince Edward Island. About one third (31%) planned to attend a university off-Island.

Of the 31% of students who indicated plans to attend a university off-Island, 76% chose an institution within Atlantic Canada. The top three choices were: University of New Brunswick, St. Francis-Xavier and Dalhousie University. (For a breakdown of off-Island institutions, please see Appendix A.)

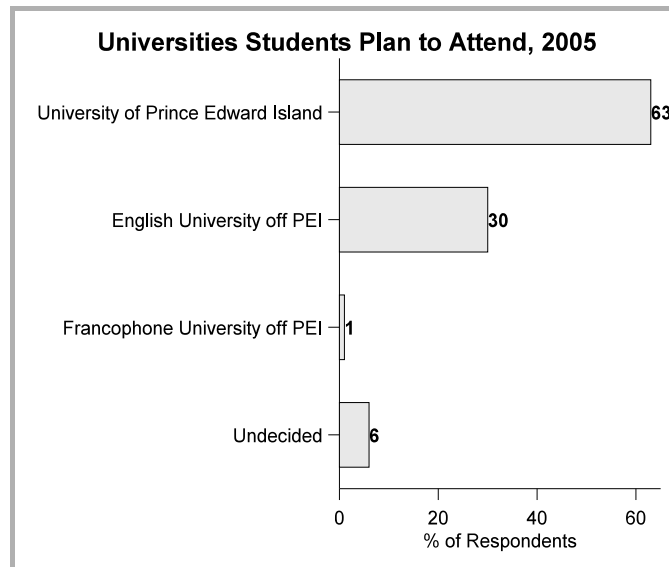


Figure 8

Reasons for Choosing a University

Students who planned to go to university were asked to indicate the top reason for deciding to go to their university of choice. More than a quarter (28%) of respondents indicated that the university had the program they wanted to take, while another quarter (27%) indicated that they could live at home while attending university. Of those who responded, 15% chose other reasons which included: the university is close to home, received a scholarship/bursary, sports, do not want to leave the Island, and it was the only university they were accepted to.

Reasons for Choosing a University, 2005

| Reason | Respondents | |
|--|-------------|----|
| | # | % |
| It has the program I want to take | 168 | 28 |
| I can live at home | 159 | 27 |
| Tuition doesn't cost as much as other universities | 61 | 10 |
| It has a good reputation | 55 | 9 |
| I want to go to a university off-Island | 46 | 8 |
| A family member went to this university | 14 | 2 |
| Other | 91 | 15 |

Table 3

Paying for University Education

Students who planned to go to university were asked to indicate how they would pay for the majority of their education. Most respondents indicated either a student loan (44%) or parent(s)/guardian(s) (21%).

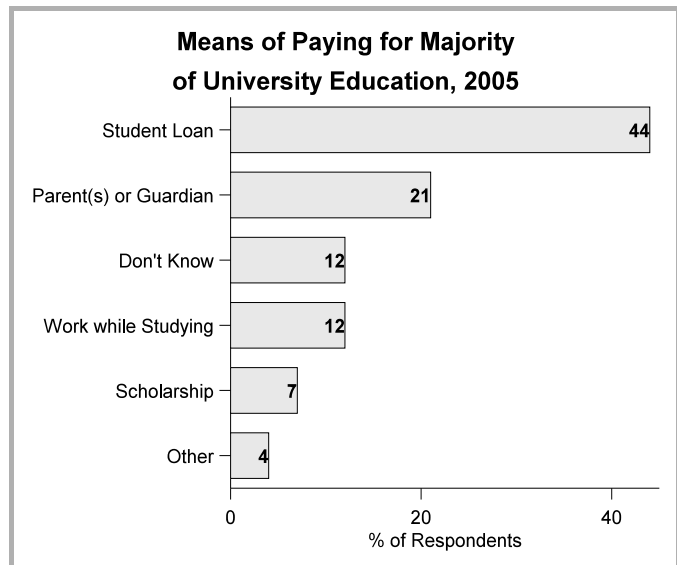


Figure 9

Status of University Acceptance

Students who planned to go to university were asked to indicate whether or not (at the time of the survey) they had been accepted for the fall. The majority of respondents (79%) indicated yes, they had been accepted; less than 1% indicated no, they did not get accepted (Table 4).

Status of Acceptance for the Fall, 2005

| Status | Respondents | |
|------------------------------|-------------|----|
| | # | % |
| Yes, have been accepted | 498 | 79 |
| Have not received letter yet | 67 | 11 |
| Have not applied yet | 55 | 9 |
| No, did not get accepted | 4 | 1 |

Table 4

Choice of University Program

Students who planned to attend university were asked which program they planned to take. The top responses were the sciences (43%) and arts (34%). These were followed by business administration/commerce (14%) and education (6%) at lower rates.

The rates of male and female students entering the business administration/commerce field were the same. A greater number of females were planning to enter health sciences, while more males than females planned on entering applied sciences. (Please see Appendix A for breakdown by gender.)

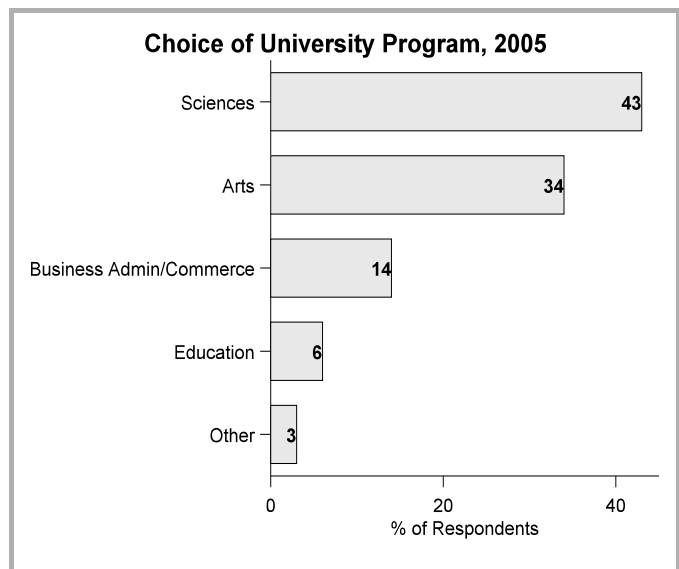


Figure 10

Plans to Attend College

Of the students who planned to go on to college, close to three quarters (72%) indicated that they planned to attend Holland College. One in five (21%) students planned to attend a technical school or community college off-Island. (For a breakdown of off-Island institutions, please see Appendix A.)

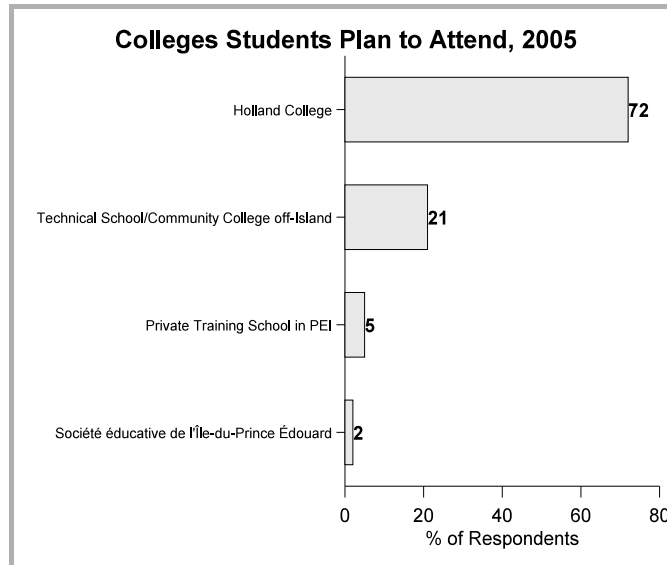


Figure 11

Reasons for Choosing a College

Students who planned to go to college were asked to indicate the top reason for deciding to go to their college of choice. The majority (78%) of respondents indicated that the college had the program they wanted to take (Table 5).

Reasons for Choosing a College, 2005

| Reason | Respondents | |
|--------------------------------------|-------------|----|
| | # | % |
| It has the program I want to take | 172 | 78 |
| It has a good reputation | 15 | 7 |
| It is close to home | 12 | 6 |
| A family member went to this college | 7 | 3 |
| I want to go to a college off-Island | 5 | 2 |
| Other | 8 | 4 |

Table 5

Paying for College Training and Education

Students who planned to go to college were asked to indicate how they would pay for the majority of their training and education. Half (50%) of respondents indicated that they would obtain a student loan. Another third of the respondents indicated that they would work while studying (16%) or rely on their parent(s)/guardian(s) (16%).

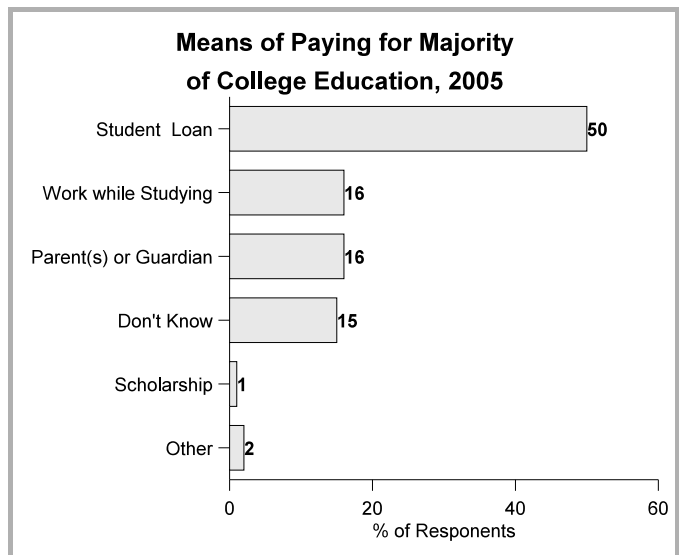


Figure 12

Status of College Acceptance

Students who planned to attend college were asked to indicate whether or not (at the time of the survey) they had been accepted for the fall. The majority of respondents (62%) indicated yes, that they had been accepted, and less than 1% indicated no, they had not been accepted (Table 6).

Status of Acceptance for the Fall, 2005

| Status | Respondents | |
|------------------------------|-------------|----|
| | # | % |
| Yes, have been accepted | 133 | 62 |
| Have not applied yet | 44 | 20 |
| Have not received letter yet | 37 | 17 |
| No, did not get accepted | 1 | 1 |

Table 6

Choice of College Program

Students who indicated plans to attend college were asked which program they planned to take. Over 40 programs were identified. Figure 13 presents the programs that had rates of over 5%. (Please see Appendix A for a breakdown by gender.)

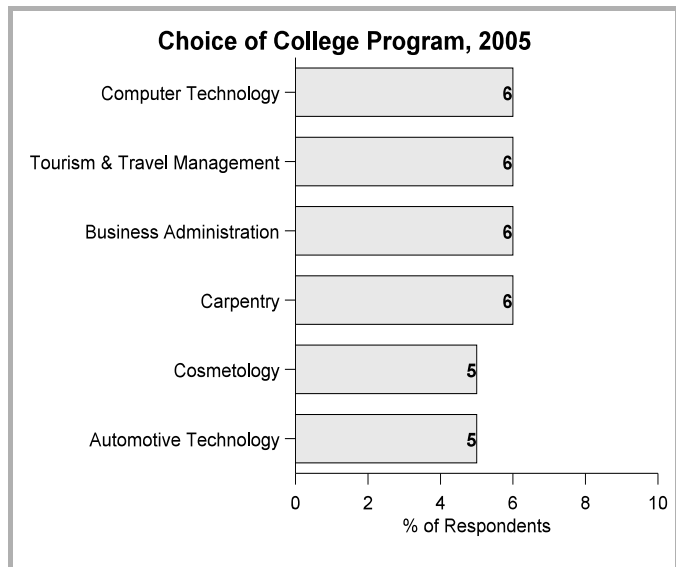


Figure 13

Plans to Work/Trades Apprentice

Students who indicated that they planned to work after graduation were asked if they were registered as a trade apprentice. About one in ten (10%) of these students indicated yes.

Students Who Are Registered Trade Apprentices, 2005

| Registered as a Trade Apprentice | Respondents | |
|----------------------------------|-------------|----|
| | # | % |
| Yes | 19 | 10 |
| No | 182 | 90 |

Table 7

Of the students who indicated they had not registered as a Trade Apprentice, almost one-third (29%) indicated that they planned to register.

Students Who Plan to Register as a Trade Apprentice, 2005

| Plan to register as a Trade Apprentice | Respondents | |
|--|-------------|----|
| | # | % |
| Yes | 51 | 29 |
| No | 124 | 71 |

Table 8

Choice of Trades

Students who were registered, or planned to register, as a Trade Apprentice were asked to indicate which trade they had, or planned to register for. Based on the 23 trades choices provided in the survey, over one quarter of respondents indicated carpenter. (Please see Appendix A for a complete list.)

Top Four Choices of Trades, 2005

| Trade | Respondents | |
|-------------------------------|-------------|----|
| | # | % |
| Carpenter | 27 | 27 |
| Automotive Service Technician | 18 | 18 |
| Cook | 11 | 11 |
| Welder | 9 | 9 |

Table 9

Work Lined Up After Graduation

Students who indicated that they planned to work after graduation were asked if they had a job lined up once they graduated (other than summer work).

Over half of these respondents (58%) indicated yes, that they had a job upon completion of high school.

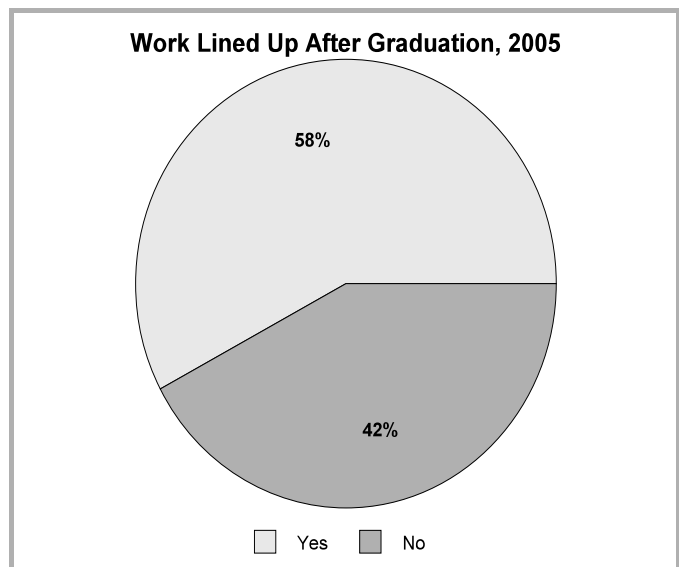


Figure 14

OPINIONS

Education and Careers

In the survey, students were provided with a series of statements and asked to indicate their level of agreement with each statement. Figure 15 lists the rate of students which agreed with each statement. (Please see Appendix A for a full breakdown of questions/responses and responses by gender.)

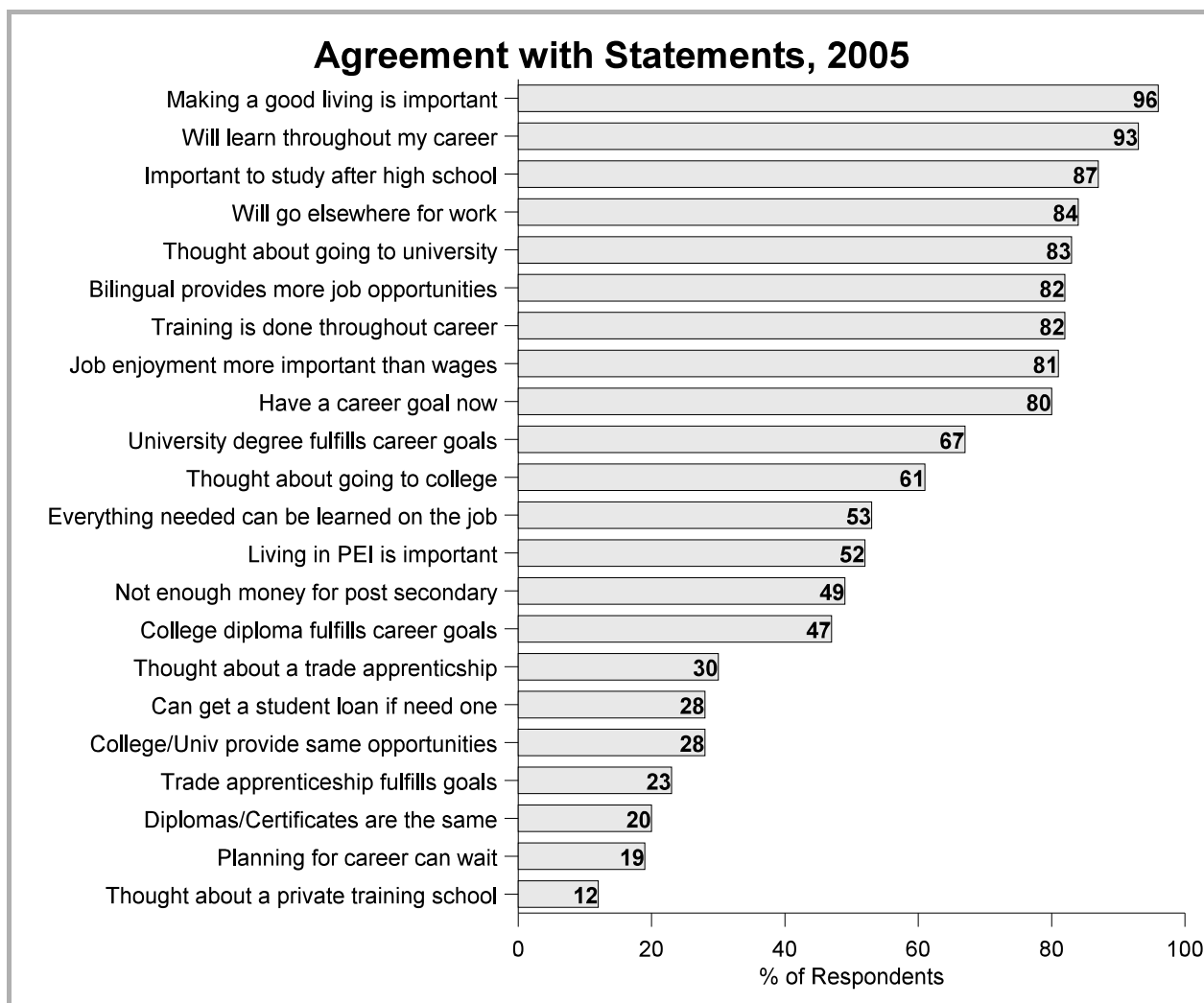


Figure 15

Expected Future Mobility

Students were asked a series of questions about their expected mobility and their future in PEI. Figures 16-20 provide the response rates for each of the five questions. (Please see Appendix A for a full breakdown of questions/responses and responses by gender.)

Do you plan to live in Prince Edward Island on a permanent basis?

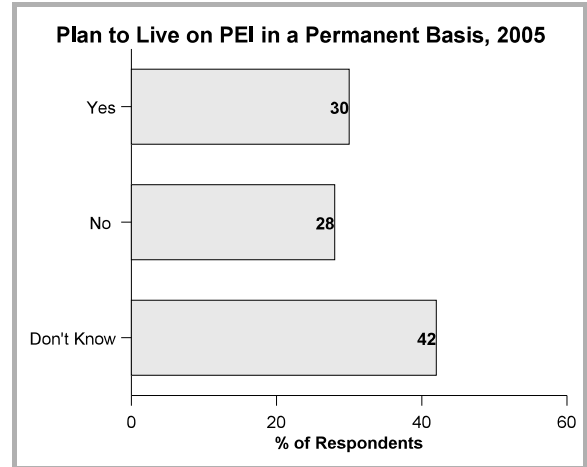


Figure 16

If you had to leave for work or university/college, would you return to work in PEI?

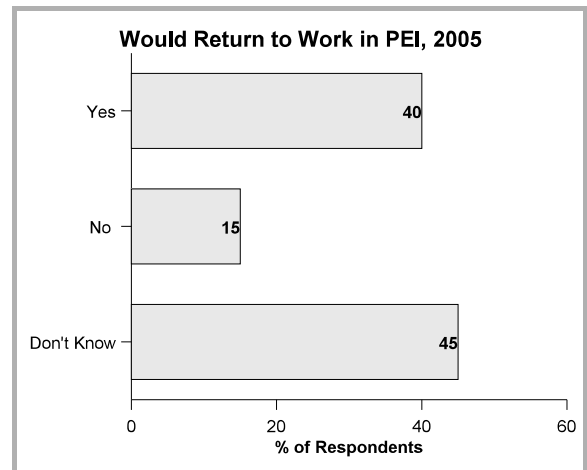


Figure 17

Do you expect to find work in your chosen occupation in PEI?

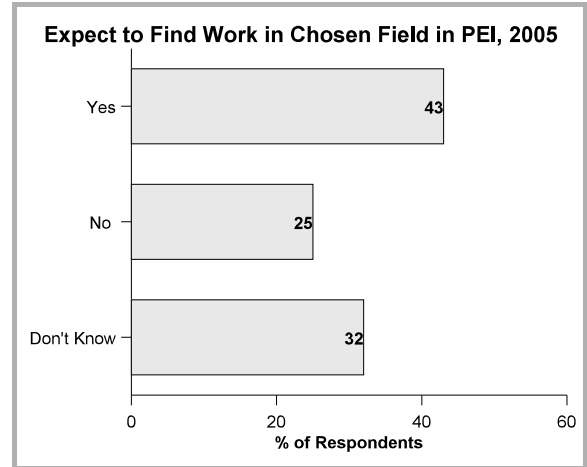


Figure 18

Have you considered establishing your own business in PEI?

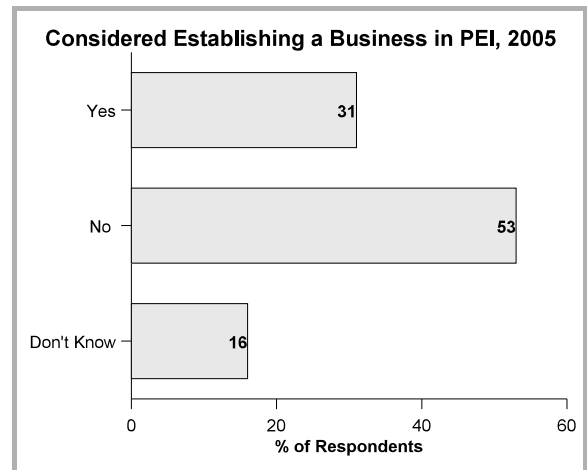


Figure 19

Do you think that you will be able to achieve your job or career goals in PEI?

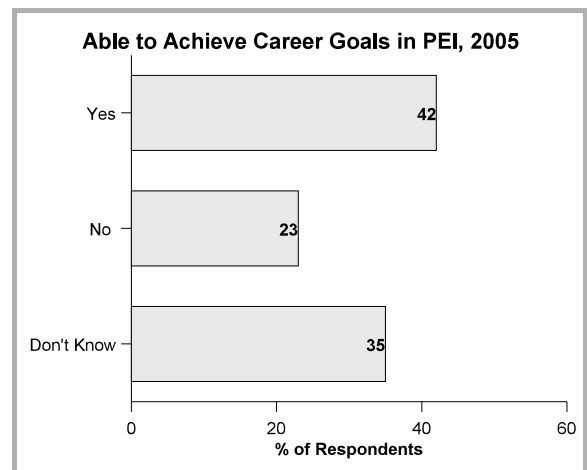


Figure 20

TRENDS

Plans after High School

University

Students Planning to go to University

| Year | Respondents | |
|------|-------------|------|
| | # | %* |
| 2005 | 622 | 50.4 |
| 2003 | 669 | 53.1 |
| 2002 | 690 | 53.6 |
| 2001 | 685 | 52.6 |
| 2000 | 665 | 54.5 |
| 1999 | 602 | 46.9 |
| 1998 | 628 | 44.8 |

Table 10

* indicates percentage of total survey respondents

Students Planning to go to UPEI

| Year | Respondents | |
|------|-------------|------|
| | # | %* |
| 2005 | 392 | 63.0 |
| 2003 | 424 | 63.4 |
| 2002 | 394 | 57.1 |
| 2001 | 363 | 53.0 |
| 2000 | 395 | 59.4 |
| 1999 | 358 | 59.5 |
| 1998 | 319 | 50.8 |

Table 11

* indicates percentage of respondents who indicated they were going to University

- Since 2000, the rates of students planning to go on to university have been over 50%.
- Since 1998, of those students planning to go to university, over half indicated plans to go to UPEI.
- Since 1998, there has been an increase in the rate of students planning to go to UPEI of over 12%.
- In the 2003 and 2005 surveys, the rates of students planning to attend UPEI were over 63%.

College

Students Planning to go to College or Private Training School

| Year | Respondents | |
|------|-------------|------|
| | # | %* |
| 2005 | 212 | 17.2 |
| 2003 | 210 | 16.6 |
| 2002 | 228 | 18.1 |
| 2001 | 257 | 19.8 |
| 2000 | 225 | 18.5 |
| 1999 | 288 | 19.5 |
| 1998 | 336 | 24.0 |

Table 12

* indicates percentage of total survey respondents

Students Planning to go to Holland College

| Year | Respondents | |
|------|-------------|------|
| | # | %* |
| 2005 | 147 | 69.3 |
| 2003 | 168 | 80.0 |
| 2002 | 165 | 72.4 |
| 2001 | 183 | 71.2 |
| 2000 | 172 | 76.4 |
| 1999 | 208 | 72.2 |
| 1998 | 278 | 82.7 |

Table 13

* indicates percentage of respondents who indicated they were going to College

- Since 1998, the rates of students planning to go on to college or a private training school have decreased.
- The rate in 1998 was 24% and by 1999 had dropped to 19.5%. In 2005 the rate was 17.2%.
- Since 1998, of those students planning to go to college or private training schools, the rate of students going to Holland College has decreased.

Working / Trades

Students Planning to go to Work or Trade Apprentice

| Year | Respondents | |
|------|-------------|------|
| | # | %* |
| 2005 | 189 | 15.3 |
| 2003 | 148 | 11.7 |
| 2002 | 166 | 12.9 |
| 2001 | 198 | 15.2 |
| 2000 | 212 | 17.4 |
| 1999 | 262 | 20.4 |
| 1998 | 260 | 18.6 |

Table 14

* indicates percentage of total survey respondents

Students Registered/Planning to Register as a Trade Apprentice

| Year | Respondents | |
|------|-------------------|------|
| | # | %* |
| 2005 | 70 | 37.1 |
| 2003 | 107 | 72.3 |
| 2002 | 113 | 68.1 |
| 2001 | 103 | 5.0 |
| 2000 | No data collected | |
| 1999 | No data collected | |
| 1998 | No data collected | |

Table 15

* indicates percentage of respondents who indicated they were going to Work/Trades

- Automotive Service Technician, Carpenter, Cook, and Welder have consistently high rates of registration.

Plans to Live/Stay in PEI

Students Planning to Live/Stay in PEI on a Permanent Basis

| Year | Respondents | |
|------|-------------|------|
| | # | %* |
| 2005 | 365 | 29.7 |
| 2003 | 264 | 25.6 |
| 2002 | 294 | 26.5 |
| 2001 | 215 | 19.5 |
| 2000 | 252 | 21.6 |
| 1999 | 259 | 20.5 |
| 1998 | 263 | 18.8 |

Table 16

* indicates percentage of total survey respondents

Students Expecting to Find Work in their Chosen Occupation in PEI

| Year | Respondents | |
|------|-------------|------|
| | # | %* |
| 2005 | 526 | 42.7 |
| 2003 | 474 | 41.9 |
| 2002 | 541 | 43.1 |
| 2001 | 525 | 41.1 |
| 2000 | 448 | 38.1 |
| 1999 | 449 | 35.6 |
| 1998 | 421 | 30.0 |

Table 17

* indicates percentage of total survey respondents

- The rate of students who plan to live/stay in PEI increased over 10% from 1998 to 2005.
- The rate of students who expect to find work in their chosen occupation in PEI increased by over 12% from 1998 to 2005.

CONCLUSION

Between 1998 and 2005 this survey has been conducted 7 times. The results have been used to assist the Department of Education in making informed recommendations within the department and to educational partners.

The information collected through the survey has remained consistent in a couple of key areas. This has allowed for reporting on trends related to students' plans after high school and their post-secondary programs of interest.

The Grade 12 Survey was a self-report survey and students were asked about their "plans". What we do not know is whether these students followed through on what they indicated they were going to do, and what their experience has been since leaving high school. For this reason, the Department of Education will implement a longitudinal survey process. A follow-up survey of these same students will be carried out in the spring/summer of 2007. The target population will be the 2005 Grade 12 Survey respondents. This group will have been out of high school for two years. The survey will focus on three key themes of their experience:

1. WHAT have been their primary activities since leaving high school.
2. WHERE have they chosen to undertake their primary activities and to live.
3. WHY have they made the choices regarding their primary activity and the location of their activity and residence (i.e. preparedness, influences and barriers).

The survey will be designed to examine these three key themes in the context of past, present and future.

APPENDICES

Responses of Survey of Grade 12 Senior High Students

1. Which high school are you going to this year?

| | Number | Percentage |
|---------------------|-------------|-------------|
| Bluefield | 144 | 11.6 |
| Charlottetown Rural | 197 | 15.9 |
| Colonel Gray | 183 | 14.7 |
| Evangeline | 24 | 1.9 |
| Francois Buote | 10 | 0.8 |
| Grace Christian | 4 | 0.3 |
| Kensington | 67 | 5.4 |
| Kinkora | 42 | 3.4 |
| Montague | 176 | 14.2 |
| Morell | 51 | 4.1 |
| Souris | 79 | 6.4 |
| Three Oaks | 167 | 13.5 |
| Westisle | 97 | 7.8 |
| Total | 1241 | 100% |

2. What is your gender?

| | Number | Percentage |
|--------------|-------------|-------------|
| Female | 652 | 52.6 |
| Male | 589 | 47.4 |
| Total | 1241 | 100% |

3. Who do you live with most of the time? (Check only one)

| | Number | Percentage |
|---------------------------|-------------|-------------|
| Mother/Female Guardian | 229 | 18.5 |
| Father/Male Guardian | 66 | 5.3 |
| Both Parents/Guardian | 910 | 73.4 |
| On my own or with friends | 15 | 1.2 |
| Other (Please specify) | 20 | 1.6 |
| Total* | 1240 | 100% |
| * No Response(s): 1 | | |

Other living arrangements:

- Alternative family. (2)
- Extended family (14)
- Rent a room

4. How long have you lived in PEI?

| | Number | Percentage |
|---------------------|-------------|-------------|
| Less than 5 years | 55 | 4.4 |
| 6-10 years | 73 | 5.9 |
| 11 years or more | 1108 | 89.7 |
| Total* | 1236 | 100% |
| * No Response(s): 5 | | |

5a. Which English course(s) did you take during this school year?

(Anglophone Students)

| | Number | Percentage |
|-----------------------|-------------|-------------|
| General ENGLISH 631 | 167 | 13.8 |
| Practical ENGLISH 651 | 8 | 0.7 |
| Advanced ENGLISH 611 | 21 | 1.7 |
| Academic ENGLISH 621 | 1011 | 83.8 |
| Total* | 1207 | 100% |

5b. Which Language course(s) did you take during this school year?
(Francophone Students)

| | Number | Percentage |
|---------------------------------|-----------|-------------|
| Le français 621 + L'anglais 621 | 22 | 64.7 |
| Le français 621 only | 11 | 32.4 |
| L'anglais 621 only | 1 | 2.9 |
| Total | 34 | 100% |

6. For Grade 12 courses, which factor influenced your choices the most? (*Check only one*)

| | Number | Percentage |
|-------------------------------|-------------|-------------|
| Personal Interest | 664 | 53.9 |
| Ability | 160 | 13.0 |
| Marks | 77 | 6.2 |
| Parents | 57 | 4.6 |
| Friends | 53 | 4.3 |
| Teacher | 37 | 3.0 |
| Other: University Requirement | 79 | 6.4 |
| Other General | 106 | 8.6 |
| Total* | 1233 | 100% |

* No Response(s):8

Examples of other general influences:

- A combination of several influencing factors, of which ability (38) + personal interest (39) were mentioned most often.
- Graduation Requirement.
- Future plans.

NOTE: Past rates cannot be directly compared to the 2005 Survey, as this survey limited students to one choice rather than up to four choices in past surveys.

7. Percentage of students who have made future plans during high school.

| <i>Since starting high school, have you:</i> | No. of Respondents | Yes | No | Don't Know |
|---|---------------------------|------------|-----------|-------------------|
| Had help with course selection? | 1236 | 72.4% | 26.2% | 1.4% |
| Used the PEI Job Futures website? | 1236 | 9.9% | 88.0% | 2.1% |
| Talked with a teacher or school counsellor about what they will do after leaving high school? | 1235 | 71.7% | 27.5% | 0.8% |
| Used the Choices Career Planning program? | 1234 | 29.5% | 67.0% | 3.5% |
| Received information about university? | 1235 | 82.0% | 17.5% | 0.5% |
| Taken courses that will allow them to go to university or college? | 1234 | 87.8% | 7.9% | 4.3% |
| Received information about college? | 1234 | 71.3% | 27.4% | 1.3% |
| Taken French Immersion? | 1229 | 22.1% | 77.5% | 0.4% |
| Received information about trade apprenticeships? | 1233 | 40.3% | 54.3% | 5.4% |
| Met with a Labour Market Outreach Worker or a Choices Worker? | 1233 | 11.8% | 80.8% | 7.4% |

FUTURE PLANS AFTER HIGH SCHOOL

PART 2: What's Next?

8a. Students' Plans for the Fall. (Check only one)

| | Number | Percentage |
|---|-------------|-------------|
| Going to University | 622 | 50.4 |
| Going to College or Private Training School | 212 | 17.2 |
| Working | 189 | 15.3 |
| Upgrading High school | 54 | 4.4 |
| Unsure | 97 | 7.9 |
| Other (please specify) | 59 | 4.8 |
| Total* | 1233 | 100% |
| * No Response(s): 8 | | |

8b. Students' continuing their education in the Fall.

| | Number | Percentage |
|---|------------|-------------|
| Going to University | 622 | 68.5 |
| Going to College or Private Training School | 212 | 23.4 |
| Upgrading High school | 54 | 5.9 |
| Work and school | 20 | 2.2 |
| Total | 908 | 100% |

8c. Students' Plans for the Fall, by gender.

| | Male | | Female | |
|---|------------|-------------|------------|-------------|
| | Number | Percentage | Number | Percentage |
| Going to University | 226 | 38.6 | 396 | 61.1 |
| Going to College or Private Training School | 118 | 20.2 | 94 | 14.5 |
| Working | 134 | 22.9 | 55 | 8.5 |
| Upgrading High school | 31 | 5.3 | 23 | 3.6 |
| Unsure | 43 | 7.4 | 54 | 8.3 |
| Other (please specify) | 33 | 5.6 | 26 | 4.0 |
| Total* | 585 | 100% | 648 | 100% |
| * No Response | | 4 | 4 | |

8d. Anglophone and Francophone Students' Fall plans, by gender.

| <i>Plans for the Fall</i> | Anglophone | | Francophone | |
|---------------------------|------------|-------------|-------------|-------------|
| | # Males | % Males | # Males | % Males |
| Going to University | 220 | 38.5 | 6 | 42.9 |
| Going to College | 110 | 19.3 | 8 | 57.1 |
| Work | 134 | 23.5 | 0 | 0 |
| Upgrade High School | 31 | 5.4 | 0 | 0 |
| Unsure | 43 | 7.5 | 0 | 0 |
| Other | 33 | 5.8 | 0 | 0 |
| Total* | 571 | 100% | 14 | 100% |
| | 4 | | | |

8e. Anglophone and Francophone Students' Fall plans, by gender.

| <i>Plans for the Fall</i> | Anglophone | | Francophone | |
|---------------------------|------------|-------------|-------------|-------------|
| | # Females | % Females | # Females | % Females |
| Going to University | 387 | 61.6 | 9 | 45.0 |
| Going to College | 88 | 14.0 | 6 | 30.0 |
| Working | 54 | 8.6 | 1 | 5.0 |
| Upgrading High School | 23 | 3.7 | 0 | 0 |
| Unsure | 52 | 8.3 | 2 | 10.0 |
| Other | 24 | 3.8 | 2 | 10.0 |
| Total* | 628 | 100% | 20 | 100% |
| *No Responses | 4 | | | |

UNIVERSITY

9a. Which university do you plan to attend?

| | Number | Percentage |
|--|------------|-------------|
| UPEI | 392 | 62.4 |
| An English University off Island | 188 | 29.9 |
| A Francophone University off Island | 8 | 1.3 |
| Haven't decided which university to go to yet. | 40 | 6.4 |
| Total* | 628 | 100% |
| *No Response:(2) | | |

9b. Which university do you plan to attend, by gender.

| | MALE | | FEMALE | |
|--|------------|-------------|------------|-------------|
| | Number | Percentage | Number | Percentage |
| UPEI | 145 | 62.5 | 247 | 62.4 |
| English University off PEI | 70 | 30.2 | 118 | 29.8 |
| Francophone University off PEI | 4 | 1.7 | 4 | 1.0 |
| Haven't decided which university to go to yet. | 13 | 5.6 | 27 | 6.8 |
| Total* | 232 | 100% | 396 | 100% |

9c. Off-island universities students plan to attend.

| Off- Island University | | % of Students | # of Students |
|---|----|---------------|---------------|
| Atlantic Canada Institutions | | | |
| University of New Brunswick | NB | 16.9 | 33 |
| St. Francis Xavier University | NS | 10.7 | 21 |
| Dalhousie University | NS | 9.2 | 18 |
| Memorial University of Nfld. | NL | 8.2 | 16 |
| Mt. Alison University | NB | 8.2 | 16 |
| St. Mary's University | NS | 7.7 | 15 |
| University of Moncton | NB | 3.6 | 7 |
| Acadia University | NS | 3.1 | 6 |
| St. Thomas University | NB | 3.1 | 6 |
| Mt. Saint Vincent University | NS | 2.0 | 4 |
| Nova Scotia Agricultural College | NS | 1.5 | 3 |
| Cape Breton University | NS | 1.0 | 2 |
| Atlantic Baptist University | NB | 0.5 | 1 |
| Bethany Bible College | NB | 0.5 | 1 |
| Institutions in Central and Western Canada | | | |
| University of Alberta | AB | 2.6 | 5 |
| Carleton University | ON | 2.0 | 4 |
| Kings University College | AB | 1.5 | 3 |
| Queens University | ON | 1.5 | 3 |
| Royal Military College | ON | 1.5 | 3 |
| University of Ottawa | ON | 1.5 | 3 |
| Wilfred Laurier University | ON | 1.5 | 3 |
| Bishop's University | PQ | 0.5 | 1 |
| Concordia University College of Alberta | AB | 0.5 | 1 |
| Prairie Bible Institute | AB | 0.5 | 1 |
| Trinity Western University | BC | 0.5 | 1 |
| University of Guelph | ON | 0.5 | 1 |
| University of Waterloo | ON | 0.5 | 1 |
| Undecided / Accepted to more than one university | | 4.1 | 8 |
| Other Non-specified universities | | 4.6 | 9 |
| Total | | 100% | 196 |

10. What is the top reason for deciding to go to this university.

| | Number | Percentage |
|--|------------|-------------|
| It had the program I want to take | 168 | 28.3 |
| I want to go to a university off Island | 46 | 7.7 |
| A family member went to this university | 14 | 2.4 |
| I can live at home | 159 | 26.8 |
| It has a good reputation | 55 | 9.2 |
| Tuition doesn't cost as much as other universities | 61 | 10.3 |
| Other | 91 | 15.3 |
| Total | 594 | 100% |

11. How will you pay for the majority of your education?

| | Number | Percentage |
|-------------------------------------|------------|-------------|
| A student loan (government funding) | 279 | 44.2 |
| Parent(s) or guardian | 132 | 21.0 |
| I will work while studying | 76 | 12.1 |
| A scholarship | 43 | 6.8 |
| Don't Know | 76 | 12.1 |
| Other | 24 | 3.8 |
| Total | 630 | 100% |

12. Have you been accepted for the fall?

| | Number | Percentage |
|----------------------------------|------------|-------------|
| YES. I have been accepted | 498 | 79.8 |
| NO. I didn't get accepted | 4 | 0.6 |
| I haven't received my letter yet | 67 | 10.8 |
| I haven't applied yet | 55 | 8.8 |
| Total | 624 | 100% |

13a. What program do you want to take at university.

| | Number | Percentage |
|----------------------------------|------------|-------------|
| Plant/Animal Sciences | 47 | 7.6 |
| Health Sciences | 132 | 21.2 |
| Applied Sciences | 90 | 14.5 |
| Arts | 214 | 34.4 |
| Business Administration/Commerce | 86 | 13.8 |
| Education | 35 | 5.6 |
| Other (please specify) | 18 | 2.9 |
| Total | 622 | 100% |

Other university programs chosen by student(s):

- The ACE Program.
- English Translation
- Philosophy
- Environmental Studies

13b. What program do you want to take at university, by gender.

| | Male | | Female | |
|--------------------------------------|------------|-------------|------------|-------------|
| | Number | Percentage | Number | Percentage |
| Plan/Animal Sciences | 20 | 8.9 | 27 | 6.8 |
| Health Sciences | 24 | 10.6 | 108 | 27.3 |
| Applied Sciences | 64 | 28.3 | 26 | 6.6 |
| Arts | 63 | 27.9 | 151 | 38.1 |
| Business Administration/ Commerce | 43 | 19.0 | 43 | 10.8 |
| Education | 11 | 4.9 | 24 | 6.1 |
| Other | 1 | 0.4 | 17 | 4.3 |
| Total | 226 | 100% | 396 | 100% |

COLLEGE

14a. Which college do you plan to attend?

| | Number | Percentage |
|---|------------|-------------|
| Holland College | 157 | 71.7 |
| A technical school/community college off Island | 47 | 21.4 |
| Société éducative de l'Île-du-Prince-Édouard | 5 | 2.3 |
| A private training school in PEI | 10 | 4.6 |
| Total | 219 | 100% |

14b. Which college do you plan to attend, by gender.

| | MALE | | FEMALE | |
|---|------------|-------------|-----------|-------------|
| | Number | Percentage | Number | Percentage |
| Holland College | 94 | 77.1 | 63 | 64.9 |
| A technical school/community college off Island | 25 | 20.5 | 22 | 22.7 |
| Société éducative de l'Île-du-Prince-Édouard | 2 | 1.6 | 3 | 3.1 |
| A private training school in PEI | 1 | 0.8 | 9 | 9.3 |
| Total | 122 | 100% | 97 | 100% |

14c. **Island private schools students plan to attend.**

| <i>Private Training Schools in PEI</i> | % of Students | # of Students |
|--|----------------------|----------------------|
| Compu College | 62.5 | 5 |
| Career Skills | 12.5 | 1 |
| Hair Dressing School | 12.5 | 1 |
| Maritime College | 12.5 | 1 |
| Total | 100% | 8 |

14d. **Off-Island colleges students plan to attend.**

| <i>Technical Schools/Community Colleges off-Island</i> | | % of Students | # of Students |
|--|-------|----------------------|----------------------|
| Atlantic Canada Institutions | | | |
| Nova Scotia Agricultural College | NS | 12.9 | 6 |
| New Brunswick Community College | NB | 10.7 | 5 |
| Medes College | NB | 6.4 | 3 |
| Centre for Arts & Technology | NS/NB | 4.3 | 2 |
| Nova Scotia Community College | NS | 4.3 | 2 |
| Oulton's College | NB | 4.3 | 2 |
| Atlantic College of Therapeutic Massage | NB | 2.1 | 1 |
| Bethany Bible College | NB | 2.1 | 1 |
| Maritime College | NS | 2.1 | 1 |
| Moncton Flight College | NB | 2.1 | 1 |
| Atlantic Canada Institutions | | | |
| Royal College of Canada | ON | 4.3 | 2 |
| George Brown College | PQ | 2.1 | 1 |
| Keyano College | AB | 2.1 | 1 |
| Marvel College | AB | 2.1 | 1 |
| Montreal Community College | PQ | 2.1 | 1 |
| Musicians Institute | | 2.1 | 1 |
| Ryerson University | ON | 2.1 | 1 |
| Stratford College | ON | 2.1 | 1 |
| Toronto Film School | ON | 2.1 | 1 |
| Vanier College | PQ | 2.1 | 1 |
| Other Non-specified colleges | | 25.5 | 12 |
| Total | | 100% | 47 |

15. What is the top reason for deciding to go to this college.

| | Number | Percentage |
|--------------------------------------|------------|-------------|
| It had the program I want to take | 172 | 78.5 |
| I want to go to a college off Island | 5 | 2.3 |
| A family member went to this college | 7 | 3.2 |
| It is close to home | 12 | 5.5 |
| It has a good reputation | 15 | 6.8 |
| Other | 8 | 3.7 |
| Total | 219 | 100% |

16. How will you pay for the majority of your training and education?

| | Number | Percentage |
|-------------------------------------|------------|-------------|
| A student loan (government funding) | 106 | 49.7 |
| Parent(s) or guardian | 34 | 16.0 |
| I will work while studying | 34 | 16.0 |
| A scholarship | 2 | 0.9 |
| Don't Know | 33 | 15.5 |
| Other | 4 | 1.9 |
| Total | 213 | 100% |

17. Have you been accepted for the fall?

| | Number | Percentage |
|----------------------------------|------------|-------------|
| YES. I have been accepted | 133 | 61.8 |
| NO. I didn't get accepted | 1 | 0.5 |
| I haven't received my letter yet | 37 | 17.2 |
| I haven't applied yet | 44 | 20.5 |
| Total | 215 | 100% |

18a. What program do you want to take at college? (Check only one program.)

| | Number | Percentage |
|--|------------|-------------|
| Aboriginal Tourism | 1 | 0.5 |
| Accounting Technology | 3 | 1.4 |
| Administrative Assistant | 5 | 2.3 |
| Adult Education Certificate | 1 | 0.5 |
| Architectural Technology | 1 | 0.5 |
| Automotive Technology | 11 | 5.0 |
| Business Administration | 13 | 5.9 |
| Business Information Technology | 6 | 2.7 |
| Carpentry | 13 | 5.9 |
| Civil Technology | 1 | 0.5 |
| Computer Engineering Technology | 13 | 5.9 |
| Construction Technology | 2 | 0.9 |
| Cosmetology | 11 | 5.0 |
| Culinary Arts | 10 | 4.6 |
| Dental Assisting | 3 | 1.4 |
| Early Childhood Care & Education | 7 | 3.2 |
| Electrical Technology | 4 | 1.8 |
| Electromechanical Technology | 3 | 1.4 |
| Electronics Engineering Technology | 3 | 1.4 |
| Environmental Technology | 1 | 0.5 |
| Golf Club Management | 6 | 2.7 |
| Graphics Design | 6 | 2.7 |
| Hotel & Restaurant Management | 1 | 0.5 |
| Human Services | 6 | 2.7 |
| International Tourism & Hospitality | 1 | 0.5 |
| Journalism | 1 | 0.5 |
| Justice Preparatory Program | 1 | 0.5 |
| Legal Secretary | 2 | 0.9 |
| Machinist | 3 | 1.4 |
| Medical Support Services | 4 | 1.8 |
| Nursing Assistant | 3 | 1.4 |
| Paramedicine | 1 | 0.5 |
| Pastry Arts | 3 | 1.4 |
| Photography | 1 | 0.5 |
| Plumbing | 2 | 0.9 |
| Police Science (Cadet) | 5 | 2.3 |
| Renewable Resource Technology | 2 | 0.5 |
| Resident Care Worker | 1 | 0.5 |
| Retail Sales & Marketing | 1 | 0.9 |
| Secretary | 2 | 3.2 |
| Sports & Leisure Management | 7 | 5.9 |
| Tourism & Travel Management | 13 | 0.9 |
| Underwater Welding, Inspection & Maintenance | 2 | 3.2 |
| Welding | 7 | 0.9 |
| Welding Fabrication | 2 | 0.9 |
| Other | 23 | 10.6 |
| Total | 218 | 100% |

18b. What program do you want to take at college, by gender. (Check only one program.)

| | Males | | Females | |
|--|------------|-------------|-----------|-------------|
| | # | % | # | % |
| Aboriginal Tourism | 0 | 0 | 1 | 1.0 |
| Accounting Technology | 1 | 0.8 | 2 | 2.0 |
| Administrative Assistant | 0 | 0 | 5 | 5.1 |
| Adult Education Certificate | 1 | 0.8 | 0 | 0 |
| Architectural Technology | 1 | 0.8 | 0 | 0 |
| Automotive Technology | 11 | 9.3 | 0 | 0 |
| Business Administration | 7 | 5.9 | 6 | 6.1 |
| Business Information Technology | 6 | 5.1 | 0 | 0 |
| Carpentry | 12 | 10.1 | 1 | 1.0 |
| Civil Technology | 1 | 0.8 | 0 | 0 |
| Computer Engineering Technology | 11 | 9.3 | 2 | 2.0 |
| Construction Technology | 2 | 1.7 | 0 | 0 |
| Cosmetology | 1 | 0.8 | 10 | 10.1 |
| Culinary Arts | 5 | 4.2 | 5 | 5.1 |
| Dental Assisting | 0 | 0 | 3 | 3.0 |
| Early Childhood Care & Education | 0 | 0 | 7 | 7.1 |
| Electrical Technology | 4 | 3.4 | 0 | 0 |
| Electromechanical Technology | 3 | 2.5 | 0 | 0 |
| Electronics Engineering Technology | 3 | 2.5 | 0 | 0 |
| Environmental Technology | 1 | 0.8 | 0 | 0 |
| Golf Club Management | 6 | 5.1 | 0 | 0 |
| Graphics Design | 3 | 2.5 | 3 | 3.0 |
| Hotel & Restaurant Management | 0 | 0 | 1 | 1.0 |
| Human Services | 2 | 1.7 | 4 | 4.1 |
| International Tourism & Hospitality | 0 | 0 | 1 | 1.0 |
| Journalism | 1 | 0.8 | 0 | 0 |
| Justice Preparatory Program | 0 | 0 | 1 | 1.0 |
| Legal Secretary | 0 | 0 | 2 | 2.0 |
| Machinist | 3 | 2.5 | 0 | 0 |
| Medical Support Services | 0 | 0 | 4 | 4.1 |
| Nursing Assistant | 0 | 0 | 3 | 3.0 |
| Paramedicine | 1 | 0.8 | 0 | 0 |
| Pastry Arts | 1 | 0.8 | 2 | 2.0 |
| Photography | 1 | 0.8 | 0 | 0 |
| Plumbing | 2 | 1.7 | 0 | 0 |
| Police Science (Cadet) | 3 | 2.5 | 2 | 2.0 |
| Renewable Resource Technology | 0 | 0 | 2 | 2.0 |
| Resident Care Worker | 0 | 0 | 1 | 1.0 |
| Retail Sales & Marketing | 0 | 0 | 1 | 1.0 |
| Secretary | 0 | 0 | 2 | 2.0 |
| Sports & Leisure Management | 3 | 2.5 | 4 | 4.1 |
| Tourism & Travel Management | 2 | 1.7 | 11 | 11.1 |
| Underwater Welding, Inspection & Maintenance | 2 | 1.7 | 0 | 0 |
| Welding | 7 | 5.9 | 0 | 0 |
| Welding Fabrication | 2 | 1.7 | 0 | 0 |
| Other | 10 | 8.5 | 13 | 13.1 |
| Total | 119 | 100% | 99 | 100% |

18c. **Other college program choices.**

Other College Programs

- Veterinary Assistant (5)
- Agricultural Business Technician (2)
- Interior Decorating (2)
- Agribusiness
- Agronomy Degree
- Art Fundamentals
- Arts & Contemporary Study
- Arts & Sciences
- Aviation Technology
- Licensed Practical Nurse
- Massotherapie
- Military Arts
- Professional Pilot Training
- Recording Engineering/Producing
- Social Worker
- Wood Processing Technology
- Youth Ministry

WORK / TRADE APPRENTICESHIP

19. Are you registered as a trade apprentice?

| | Number | Percentage |
|--------------|------------|-------------|
| Yes | 19 | 9.5 |
| No | 182 | 90.5 |
| Total | 201 | 100% |

20. Do you plan to register for a trade apprenticeship?

| | Number | Percentage |
|--------------|------------|-------------|
| Yes | 51 | 29.1 |
| No | 124 | 70.9 |
| Total | 175 | 100% |

21. Besides summer work, do you have a job lined up once you graduate?

| | Number | Percentage |
|--------------|------------|-------------|
| Yes | 83 | 58.0 |
| No | 60 | 42.0 |
| Total | 143 | 100% |

22. Which of the following trades have you or will you register for? (Check only one.)

| | Number | Percentage |
|---|-----------|-------------|
| Automotive Service Technician | 18 | 18.2 |
| Baker | 2 | 2.0 |
| Bricklayer | 2 | 2.0 |
| Cabinetmaker | 4 | 4.1 |
| Carpenter | 27 | 27.3 |
| Construction Electrician | 4 | 4.1 |
| Cook | 11 | 11.1 |
| Heavy Duty Equipment Mechanic | 1 | 1.0 |
| Industrial Electrician | 2 | 2.0 |
| Industrial Mechanic-Millwright | 2 | 2.0 |
| Machinist | 1 | 1.0 |
| Motor Vehicle Body Repair | 3 | 3.0 |
| Oil Burner Mechanic | 1 | 1.0 |
| Plumber | 4 | 4.0 |
| Refrigeration and Air Conditioning Mechanic | 1 | 1.0 |
| Truck and Transport Mechanic | 1 | 1.0 |
| Welder | 9 | 9.1 |
| Other (please specify) | 6 | 6.1 |
| Total | 99 | 100% |

Other trades students plan to register for:

- Bartender
- Assistance Manager
- Massage Therapy

OPINIONS

23. Level of agreement with the following statements, by gender.

| Statement | Strongly/Somewhat Agree | | | No Opinion | | | Strongly/Somewhat Disagree | | |
|--|-------------------------|------|--------|------------|------|--------|----------------------------|------|--------|
| | All | Male | Female | All | Male | Female | All | Male | Female |
| Everything that I need to learn can be learned on the job | 53.4 | 61.2 | 46.3 | 11.4 | 10.3 | 12.4 | 35.2 | 28.5 | 41.3 |
| I have thought about going to university | 82.9 | 73.1 | 91.7 | 7.0 | 10.3 | 4.0 | 10.1 | 16.6 | 4.3 |
| I have a career goal now | 79.7 | 77.4 | 81.9 | 13.5 | 16.7 | 10.6 | 6.8 | 5.9 | 7.5 |
| I have thought about going to college | 61.2 | 68.0 | 55.1 | 13.4 | 13.9 | 13.0 | 25.4 | 18.1 | 31.9 |
| Planning for my career can wait | 19.2 | 23.1 | 15.7 | 16.3 | 22.2 | 11.0 | 64.5 | 54.7 | 73.3 |
| Being bilingual provides more job opportunities | 82.2 | 78.2 | 85.9 | 12.3 | 14.1 | 10.6 | 5.5 | 7.7 | 3.5 |
| I have thought about doing a trade apprenticeship | 29.7 | 49.9 | 11.5 | 25.4 | 19.3 | 30.9 | 44.9 | 30.8 | 57.6 |
| Enjoying job is more important than how much money I make. | 81.3 | 78.0 | 84.3 | 9.2 | 11.4 | 7.2 | 9.5 | 10.6 | 8.5 |
| Everyone who needs a student loan can get one | 27.6 | 29.4 | 26.0 | 22.2 | 26.0 | 18.8 | 50.2 | 44.6 | 55.2 |
| College diplomas / univ. degrees provide same career opportunities | 28.4 | 26.1 | 30.5 | 26.0 | 26.6 | 25.5 | 45.6 | 47.3 | 44.0 |
| I have thought about going to a private training school | 11.8 | 14.7 | 9.1 | 26.3 | 30.8 | 22.3 | 61.9 | 54.5 | 68.6 |
| I will learn throughout my career | 92.7 | 91.1 | 94.1 | 5.5 | 6.2 | 4.9 | 1.8 | 2.7 | 1.0 |
| A university degree would allow me to fulfill my career goals | 67.0 | 55.8 | 77.1 | 18.8 | 25.5 | 12.8 | 14.2 | 18.7 | 10.1 |
| Making a good living is important to me. | 95.5 | 95.2 | 95.7 | 3.4 | 3.9 | 2.9 | 1.1 | 0.9 | 1.4 |
| If I have to, I will go to other provinces / countries to get work | 83.5 | 84.1 | 82.9 | 9.4 | 9.9 | 8.9 | 7.1 | 6.0 | 8.2 |
| A college diploma would allow me to fulfill my career goals | 47.3 | 50.8 | 44.0 | 26.5 | 26.5 | 26.6 | 26.2 | 22.7 | 29.4 |

| Statement | Strongly/Somewhat Agree | | | No Opinion | | | Strongly/Somewhat Disagree | | |
|--|-------------------------|------|--------|------------|------|--------|----------------------------|------|--------|
| | All | Male | Female | All | Male | Female | All | Male | Female |
| It is important to carry on studying after leaving high school | 87.3 | 81.5 | 92.5 | 9.2 | 13.7 | 5.2 | 3.5 | 4.8 | 2.3 |
| I don't have enough money to go to university or college | 48.6 | 43.9 | 52.9 | 20.0 | 22.7 | 17.6 | 31.4 | 33.4 | 29.5 |
| Living in Prince Edward Island is important to me | 52.2 | 51.4 | 52.8 | 18.6 | 20.2 | 17.3 | 29.2 | 28.4 | 29.9 |
| Training is something that I will do throughout my career | 81.8 | 83.6 | 80.1 | 15.7 | 13.5 | 17.7 | 2.5 | 2.9 | 2.2 |
| Diplomas/certificates from schools & colleges are the same | 20.1 | 24.4 | 16.1 | 54.4 | 48.2 | 59.9 | 25.5 | 27.4 | 24.0 |
| A trade apprenticeship would allow me to fulfill career goals | 23.2 | 34.8 | 12.8 | 37.8 | 32.6 | 42.4 | 39.0 | 32.6 | 44.8 |

24. Opinions on Mobility and Location of Residence.

| Question | YES | | | No | | | DON'T KNOW | | |
|--|------|------|--------|------|------|--------|------------|------|--------|
| | All | Male | Female | All | Male | Female | All | Male | Female |
| Do you plan to live in PEI on a permanent basis? | 29.7 | 28.7 | 30.6 | 28.5 | 29.8 | 27.3 | 41.8 | 41.5 | 42.1 |
| If you had to leave for work or university/college, would you return to work in PEI? | 40.3 | 39.3 | 41.3 | 15.1 | 17.0 | 13.3 | 44.6 | 43.7 | 45.4 |
| Do you expect to find work in your chosen occupation in PEI? | 42.7 | 41.7 | 43.6 | 24.6 | 28.5 | 21.2 | 32.7 | 29.8 | 35.2 |
| Have you considered establishing your own business in PEI? | 30.5 | 38.9 | 23.1 | 53.1 | 43.8 | 61.4 | 16.4 | 17.3 | 15.5 |
| Do you think you will be able to achieve your job or career goals in PEI? | 42.3 | 41.2 | 43.4 | 23.2 | 24.7 | 21.8 | 34.5 | 34.1 | 34.8 |

Grade 12 Senior High Expectations Survey, 2005

Last Name: (Please Print)

First Name & Initials:

| | |
|--|--|
| | |
|--|--|

Address:

| | |
|--|---------------------|
| | |
| | Postal Code: |

Contact Number(s)

| | |
|--------------------|---------------------|
| Home number | Other number |
|--------------------|---------------------|

Under Section 31(c) of the *Freedom of Information and Protection of Privacy Act*, personal information is being collected. This information will only be used to contact students for the purpose of following-up information provided. The information is confidential.

PART 1 – BACKGROUND INFORMATION:

For this section, place a check mark (✓) next to your answer for each question.

1. **Which high school are you going to this year? (Check only one)**

| | | |
|--|--|-------------------------------------|
| <input type="checkbox"/> Bluefield | <input type="checkbox"/> Grace Christian | <input type="checkbox"/> Morell |
| <input type="checkbox"/> Charlottetown Rural | <input type="checkbox"/> Kensington | <input type="checkbox"/> Souris |
| <input type="checkbox"/> Colonel Gray | <input type="checkbox"/> Kinkora | <input type="checkbox"/> Three Oaks |
| <input type="checkbox"/> Evangeline | <input type="checkbox"/> Montague | <input type="checkbox"/> Westisle |
| <input type="checkbox"/> François Buote | | |

2. **What is your gender?** Female Male

3. **Who do you live with most of the time? (Check only one)**

| | |
|---|--|
| <input type="checkbox"/> Mother/Female Guardian | <input type="checkbox"/> On my own or with friends |
| <input type="checkbox"/> Father/Male Guardian | <input type="checkbox"/> Other (Please specify): |
| <input type="checkbox"/> Both Parents/Guardians | _____ |

4. **How long have you lived in PEI?**

| | | |
|--|---------------------------------------|---|
| <input type="checkbox"/> Less than 5 years | <input type="checkbox"/> 6 - 10 years | <input type="checkbox"/> 11 years or more |
|--|---------------------------------------|---|

5. Which *English* course(s) did you take during this school year?

- General ENGLISH 631 Advanced ENGLISH 611
 Practical ENGLISH 651 Academic ENGLISH 621

6. Students have told us the top factors that influence their choice of courses. For your Grade 12 courses, which factor influenced your choices the most? (*Check only one*)

- Friends Personal Interest
 Ability Teacher(s)
 Marks Other (Please specify) _____
 Parents

7. To answer the questions below, place a check mark in the appropriate box.

| Since starting high school, have you: | Yes | No | Don't know |
|--|-----|----|------------|
| a) had help with your course selection? | | | |
| b) used the PEI Job Futures website at http://www.pei.jobfutures.org | | | |
| c) talked with a teacher or school counsellor about what you will do after leaving high school? | | | |
| b) used the <i>Choices Career Planning</i> program to select an occupation or career? | | | |
| c) received information about university? | | | |
| d) taken courses that will allow you to go to university or college? | | | |
| e) received information about college? | | | |
| f) taken French immersion? | | | |
| g) received information about trade apprenticeships? | | | |
| h) met with a Labour Market Outreach Worker or a Choices Worker? | | | |

PART 2 – WHAT’S NEXT?

8. This fall, what do you think you will be doing? (*Check only one*)

- Going to university (**Skip to University section, page 2**)
 Going to a college or private training school (**Skip to College section, page 3**)
 Working (**Skip to Work section, page 5**)
 Upgrading high school (taking more courses) (**Skip to Part 3, page 6**)
 Unsure (**Skip to Part 3, page 6**)
 Other (Please specify): _____ (**Skip to Part 3, page 6**)

University Section

9. **Where do you plan to go to university?(Check only one)**
- UPEI
 - An English university off-Island (Please specify _____)
 - A Francophone university off-Island (Please specify _____)
 - Haven't decided which university to go to yet. (Go to question 11)
10. **What is the top reason for deciding to go to this university?(Check only one)**
- It has the program I want to take.
 - I want to go to a university off Island.
 - A family member went to this university.
 - I can live at home.
 - It has a good reputation.
 - Tuition doesn't cost as much as other universities.
 - Other (Please specify _____)
11. **How will you pay for the majority of your education? (Check one only)**
- A student loan (government funding)
 - Parent(s) or guardian
 - I will work while studying
 - A scholarship
 - Don't know
12. **You may have already applied to university. Have you been accepted for this fall? (Check only one)**
- YES. I have been accepted. (This may be a conditional acceptance.)
 - NO. I didn't get accepted.
 - I haven't received my letter yet.
 - I haven't applied yet.
13. **What program do you want to take at university? (Check only one)**
- Plant or Animal Science (eg. biology, agriculture)
 - Health Sciences (eg. dietetics, medicine, physiotherapy, nursing, dentistry)
 - Applied Sciences (eg. engineering, computer sciences, chemistry)
 - Arts (eg. modern languages, fine arts, psychology, geography, sociology, history, political studies)
 - Business Administration/Commerce
 - Education
 - Other (Please specify _____)

(Skip to Part 3, page 6)

College Section

14. **Where are you planning on going? (Check only one)**

- Holland College
- A technical school/community college off-Island (Please specify_____)
- Société éducative de l'Île-du-Prince-Édouard
- A private training school in PEI (Please specify_____)

15. **What is the top reason for deciding to go to this college or training school? (Check only one)**

- It has the program I want to take.
- I want to go to a college off Island.
- A family member went to this college.
- It is close to home.
- It has a good reputation.
- Other (Please specify._____)

16. **How will the majority of your training and education be paid? (Check one only)**

- A student loan (government funding)
- Parent(s) or guardian
- I will work while studying
- A scholarship
- Don't know

17. **You may have already applied to college or private training school. Have you been accepted for this fall?**

- YES, I have been accepted.
- NO, I didn't get accepted.
- I haven't received my letter yet.
- I haven't applied yet.

Continued on next page.

18. What program do you want to take at college? (The list is continued on the next page. Check only one program.)

- | | |
|---|--|
| <input type="checkbox"/> Aboriginal Tourism | <input type="checkbox"/> Hotel & Restaurant Management |
| <input type="checkbox"/> Accounting Technology | <input type="checkbox"/> Human Resource Management |
| <input type="checkbox"/> Administrative Assistant | <input type="checkbox"/> Human Services |
| <input type="checkbox"/> Adult Education Certificate | <input type="checkbox"/> Interactive Multimedia |
| <input type="checkbox"/> Aircraft Gas Turbine Engine Repair | <input type="checkbox"/> International Tourism and Hospitality |
| <input type="checkbox"/> Aircraft Maintenance Technology | <input type="checkbox"/> Journalism |
| <input type="checkbox"/> Aircraft Structural Repair | <input type="checkbox"/> Justice Preparatory Program |
| <input type="checkbox"/> Architectural Technology | <input type="checkbox"/> Legal Secretary |
| <input type="checkbox"/> Auto Body Repair | <input type="checkbox"/> Machinist |
| <input type="checkbox"/> Automotive Technology | <input type="checkbox"/> Marketing and Advertising Management |
| <input type="checkbox"/> Business Administration | <input type="checkbox"/> Medical Support Services |
| <input type="checkbox"/> Business Information Systems Development | <input type="checkbox"/> Nursing Assistant |
| <input type="checkbox"/> Business Information Technology | <input type="checkbox"/> Paramedicine |
| <input type="checkbox"/> Canadian Culinary Experience | <input type="checkbox"/> Pastry Arts |
| <input type="checkbox"/> Canadian Tourism and Hospitality | <input type="checkbox"/> Photography |
| <input type="checkbox"/> Carpentry | <input type="checkbox"/> Plumbing |
| <input type="checkbox"/> Child & Youth Care Worker | <input type="checkbox"/> Police Science (Cadet) |
| <input type="checkbox"/> Civil Technology | <input type="checkbox"/> Power Engineering |
| <input type="checkbox"/> Computer Engineering Technology | <input type="checkbox"/> Private Policing & Assets Protection |
| <input type="checkbox"/> Conservation Enforcement | <input type="checkbox"/> Recreation & Leisure Management |
| <input type="checkbox"/> Construction Technology | <input type="checkbox"/> Renewable Resource Technology |
| <input type="checkbox"/> Correctional Officer | <input type="checkbox"/> Resident Care Worker |
| <input type="checkbox"/> Cosmetology | <input type="checkbox"/> Retail Sales & Marketing |
| <input type="checkbox"/> Culinary Arts | <input type="checkbox"/> Secretary |
| <input type="checkbox"/> Deck Officer | <input type="checkbox"/> Sports and Leisure Management |
| <input type="checkbox"/> Dental Assisting | <input type="checkbox"/> Steam fitting/Pipefitting |
| <input type="checkbox"/> Early Childhood Care & Education | <input type="checkbox"/> Tourism & Travel Management |
| <input type="checkbox"/> Electrical Technology | <input type="checkbox"/> Tourism Marketing & Advertising |
| <input type="checkbox"/> Electromechanical Technology | <input type="checkbox"/> Urban & Rural Planning Technology |
| <input type="checkbox"/> Electronics Engineering Technology | <input type="checkbox"/> Underwater Welding, Inspection and Maint. |
| <input type="checkbox"/> Environmental Technology | <input type="checkbox"/> Welding |
| <input type="checkbox"/> Golf Business Management | <input type="checkbox"/> Welding Fabrication |
| <input type="checkbox"/> Golf Club Management | <input type="checkbox"/> Other (Please specify): |
| <input type="checkbox"/> Golf Course Technician | |
| <input type="checkbox"/> Graphics Design | |
| <input type="checkbox"/> Heating, Ventilation & Air Conditioning | |

(Skip to Part 3, page 6)

Work Section

19. Are you registered as a trade apprentice?

- Yes (Skip to question 22)
- No

20. Do you plan to register for a trade apprenticeship?

- Yes (Skip to question 22)
- No

21. Besides summer work, do you have a job lined up once you graduate?

- Yes
- No (Skip to question 23)

22. Which of the following trades have you or will you register for? (*Check only one*)

- | | |
|---|--|
| <input type="checkbox"/> Automotive Service Technician | <input type="checkbox"/> Motor Vehicle Body Repair |
| <input type="checkbox"/> Baker | <input type="checkbox"/> Oil Burner Mechanic |
| <input type="checkbox"/> Bricklayer | <input type="checkbox"/> Plumber |
| <input type="checkbox"/> Cabinetmaker | <input type="checkbox"/> Powerline Technician |
| <input type="checkbox"/> Carpenter | <input type="checkbox"/> Production Equipment Mechanic |
| <input type="checkbox"/> Construction Electrician | <input type="checkbox"/> Refrigeration and Air Conditioning Mechanic |
| <input type="checkbox"/> Cook | <input type="checkbox"/> Service Station Mechanic |
| <input type="checkbox"/> Farm Equipment Mechanic | <input type="checkbox"/> Sheet Metal Worker |
| <input type="checkbox"/> Heavy Duty Equipment Mechanic | <input type="checkbox"/> Steam Fitter-Pipe Fitter |
| <input type="checkbox"/> Industrial Electrician | <input type="checkbox"/> Truck and Transport Mechanic |
| <input type="checkbox"/> Industrial Mechanic-Millwright | <input type="checkbox"/> Welder |
| <input type="checkbox"/> Machinist | |

ALL STUDENTS COMPLETE THIS PART

PART 3 – WHAT DO YOU THINK?

23. Read each statement and then check (✓) the box to show your level of agreement with that statement. There are no right or wrong answers.

| | Strongly agree | Somewhat agree | No opinion | Somewhat disagree | Strongly disagree |
|---|----------------|----------------|------------|-------------------|-------------------|
| a) Everything that I need to learn can be learned on the job. | | | | | |
| b) I have thought about going to university. | | | | | |
| c) I have a career goal now. | | | | | |
| d) I have thought about going to college. | | | | | |
| e) Planning for my career can wait. | | | | | |
| f) Being bilingual provides more job opportunities. | | | | | |
| g) I have thought about doing a trade apprenticeship. | | | | | |
| h) Enjoying my job is more important than how much money I make. | | | | | |
| i) Everyone who needs a student loan can get one. | | | | | |
| j) College diplomas and university degrees provide the same career opportunities. | | | | | |
| k) I have thought about going to a private training school. | | | | | |
| l) I will learn throughout my career. | | | | | |
| m) A university degree would allow me to fulfill my career goals. | | | | | |
| n) Making a good living is important to me. | | | | | |
| o) If I have to, I will go to other provinces or countries to get work. | | | | | |
| p) A college diploma would allow me to fulfill my career goals. | | | | | |
| q) It is important to carry on studying after leaving high school. | | | | | |

| | Strongly agree | Somewhat agree | No opinion | Somewhat disagree | Strongly disagree |
|---|----------------|----------------|------------|-------------------|-------------------|
| r) I don't have enough money to go to university or college. | | | | | |
| s) Living in Prince Edward Island is important to me. | | | | | |
| t) Training is something that I will do throughout my career. | | | | | |
| u) Diplomas and certificates from private training schools and colleges are all the same. | | | | | |
| v) A trade apprenticeship would allow me to fulfill my career goals. | | | | | |

24. Place a check (✓) in the box to indicate your answer to the following questions.

| | Yes | No | Don't know |
|---|-----|----|------------|
| a) Do you plan to live in PEI on a permanent basis? | | | |
| b) If you had to leave for work or university/college, would you return to work in PEI? | | | |
| c) Do you expect to find work in your chosen occupation in PEI? | | | |
| d) Have you considered establishing your own business in PEI? | | | |
| e) Do you think that you will be able to achieve your job or career goals in PEI? | | | |

Thank-you for completing the survey.

If you have any comments to make about working and studying after leaving high school, please use the space below.

Principal or teacher, please return completed surveys to:

Research/Policy Analyst
 Policy, Planning and Evaluation Division
 Department of Education
 Box 2000
 Charlottetown, PE
 C1A 7N8

Nom (en lettres moulées) :

Prénom et initiales :

| | |
|--|--|
| | |
|--|--|

Adresse :

| | |
|--|---------------|
| | |
| | Code postal : |

Numéros de téléphone

| | |
|-------------|---------|
| Résidence : | Autre : |
|-------------|---------|

Les renseignements personnels sont recueillis en vertu du paragraphe 31c) de la *Freedom of Information and Protection of Privacy Act* (Loi sur l'accès à l'information et la protection de la vie privée). Ces renseignements ne seront utilisés que pour communiquer avec les élèves afin d'effectuer un suivi des renseignements fournis. Les renseignements recueillis sont confidentiels.

PARTIE 1 : RENSEIGNEMENTS GÉNÉRAUX

Dans cette section, faites un crochet (✓) dans la case correspondant à votre réponse pour chaque question.

1. **Quelle école secondaire fréquentez-vous cette année? (Ne cochez qu'une seule case)**

- | | | |
|--|--|-------------------------------------|
| <input type="checkbox"/> Bluefield | <input type="checkbox"/> Grace Christian | <input type="checkbox"/> Morell |
| <input type="checkbox"/> Charlottetown Rural | <input type="checkbox"/> Kensington | <input type="checkbox"/> Souris |
| <input type="checkbox"/> Colonel Gray | <input type="checkbox"/> Kinkora | <input type="checkbox"/> Three Oaks |
| <input type="checkbox"/> Évangéline | <input type="checkbox"/> Montague | <input type="checkbox"/> Westisle |
| <input type="checkbox"/> François-Buote | | |

2. **Sexe** Fille Garçon

3. **Avec qui vivez-vous la plupart du temps? (Ne cochez qu'une seule case)**

- | | |
|--|--|
| <input type="checkbox"/> Mère/tutrice | <input type="checkbox"/> Seul(e) ou avec des amis |
| <input type="checkbox"/> Père/tuteur | <input type="checkbox"/> Autre (veuillez préciser) : |
| <input type="checkbox"/> Parents/tuteurs | _____ |

4. **Depuis combien de temps demeurez-vous à l'Île-du-Prince-Édouard?**

- Moins de 5 ans De 6 à 10 ans 11 ans et plus

5. **Quel cours de anglais et français suivez-vous cette année?s**

- | | |
|---|---|
| <input type="checkbox"/> L'anglais 631 (cours général) | <input type="checkbox"/> Le français 621 (cours régulier) |
| <input type="checkbox"/> L'anglais 621 (cours régulier) | <input type="checkbox"/> Le français 631 (cours général) |

6. Des élèves nous ont révélé les principaux facteurs qui ont influencé leur choix de cours. Pour vos cours de 12^e année, quel facteur a le plus influencé vos choix?

(Ne cochez qu'une seule case)

- | | |
|------------------------------------|--|
| <input type="checkbox"/> Amis | <input type="checkbox"/> Intérêt personnel |
| <input type="checkbox"/> Capacités | <input type="checkbox"/> Enseignants |
| <input type="checkbox"/> Notes | <input type="checkbox"/> Autre (veuillez préciser) : _____ |
| <input type="checkbox"/> Parents | _____ |

7. Dans cette section, faites un crochet (✓) dans la case correspondant à votre réponse pour chaque question.

| Depuis que vous fréquentez l'école secondaire, avez-vous : | Oui | Non | Ne sais pas |
|--|-----|-----|-------------|
| a) eu de l'aide pour sélectionner vos cours? | | | |
| b) utilisé le site Emploi-Avenir Î.-P.-É.? http://www.pei.jobfutures.org | | | |
| c) discuté de ce que vous ferez après vos études secondaires avec un enseignant ou un orienteur? | | | |
| d) utilisé le programme de planification de choix de carrière pour sélectionner un métier ou une profession? | | | |
| e) reçu de l'information sur les études universitaires? | | | |
| f) suivi des cours qui vous permettront de faire des études collégiales ou universitaires? | | | |
| g) reçu de l'information sur les études collégiales? | | | |
| h) suivi des cours d'immersion en français? | | | |
| i) reçu de l'information sur les postes d'apprentis? | | | |
| j) rencontré un travailleur d'approche pour le marché du travail? | | | |

PARTIE 2 : VOS PLANS D'AVENIR

8. Que pensez-vous faire cet automne? (Ne cochez qu'une seule case)

- Fréquenter l'université (**Passez à la section « Université », page 2**)
- Fréquenter un collège ou une école de formation privée (**Passez à la section « Collège », page 3**)
- Travailler (**Passez à la section « Marché du travail », page 5**)
- Me perfectionner (suivre d'autres cours) (**Passez à la Partie 3, page 6**)
- Incertain (**Passez à la Partie 3, page 6**)
- Autre (veuillez préciser) : _____ (**Passez à la Partie 3, page 6**)

Université

9. **Quelle université planifiez-vous fréquenter? (Ne cochez qu'une seule case)**
- UPEI
 - Une université anglophone hors province (Veuillez préciser : _____)
 - Une université francophone hors province (Veuillez préciser : _____)
 - Je n'ai pas encore choisi l'université que je fréquenterai. (Passez à la question 11)
10. **Quelle est la principale raison qui a motivé votre choix d'université? (Ne cochez qu'une seule case)**
- Elle offre le programme que je veux suivre.
 - Je veux fréquenter une université hors province.
 - Un membre de ma famille a fréquenté cette université.
 - Je peux vivre chez-moi.s
 - Elle a une bonne réputation.
 - Les frais de scolarité ne sont pas aussi élevés qu'ils le sont à d'autres universités.
 - Autre (Veuillez préciser : _____)
11. **Comment payerez-vous la majorité de vos études? (Ne cochez qu'une seule case)**
- | | |
|--|--|
| <input type="checkbox"/> Prêt étudiant (financement gouvernemental) | <input type="checkbox"/> Travail |
| <input type="checkbox"/> Parents ou tuteurs | <input type="checkbox"/> Bourse d'études |
| | <input type="checkbox"/> Ne sais pas |
12. **Vous avez peut-être déjà présenté une demande d'admission à l'université. Avez-vous été admis pour cet automne? (Ne cochez qu'une seule case)**
- OUI, j'ai été admis (il peut s'agir d'une admission conditionnelle).
 - NON, je n'ai pas été admis.
 - Je n'ai pas reçu de réponse encore.
 - Je n'ai pas encore présenté ma demande.
13. **Quel programme projetez-vous de suivre à l'université? (Ne cochez qu'une seule case)**
- Sciences végétales ou zootechnie (biologie, agriculture, etc.)
 - Sciences de la santé (diététique, médecine, physiothérapie, soins infirmiers, dentisterie, etc.)
 - Sciences appliquées (ingénierie, informatique, chimie, etc.)
 - Arts (langues vivantes, beaux-arts, psychologie, géographie, sociologie, histoire et études politiques)
 - Administration des affaires/commerce
 - Éducation
 - Autre (Veuillez préciser : _____)

(Passez à la Partie 3, page 6)

Collège

14. **Quel collège planifiez-vous fréquenter? (Ne cochez qu'une seule case)**
- Collège Holland
 - Un collège technique/communautaire hors province
(Veuillez préciser : _____)
 - Société éducative de l'Île-du-Prince-Édouard
 - Une école de formation privée à l'Île-du-Prince-Édouard
(Veuillez préciser : _____)
15. **Quelle est la principale raison qui a motivé votre choix de collège ou d'école de formation? (Ne cochez qu'une seule case)**
- L'établissement offre le programme que je veux suivre.
 - Je veux fréquenter un collège hors province.
 - Un membre de ma famille a fréquenté ce collège.
 - L'établissement est situé près d'où j'habite.
 - L'établissement a une bonne réputation.
 - Autre (Veuillez préciser : _____)
16. **Comment payerez-vous la majorité de vos études et de votre formation? (Ne cochez qu'une seule case)**
- Prêt étudiant (financement gouvernemental)
 - Parents ou tuteurs
 - Travail
 - Bourse d'études
 - Ne sais pas
17. **Vous avez peut-être déjà présenté une demande d'admission au collège ou à une école de formation privée. Avez-vous été admis pour cet automne?**
- OUI, j'ai été admis.
 - NON, je n'ai pas été admis.
 - Je n'ai pas reçu de réponse encore.
 - Je n'ai pas encore présenté ma demande.

Suite à la page suivante

18. Quel programme désirez-vous suivre au collège? (La liste se poursuit sur la page suivante. Ne choisissez qu'un seul programme.)

- | | |
|---|---|
| <input type="checkbox"/> Tourisme autochtone | <input type="checkbox"/> Chauffage, ventilation et conditionnement d'air |
| <input type="checkbox"/> Comptabilité | <input type="checkbox"/> Gestion d'hôtel et de restaurant |
| <input type="checkbox"/> Adjoint administratif | <input type="checkbox"/> Gestion des ressources humaines |
| <input type="checkbox"/> Certificat d'éducation des adultes | <input type="checkbox"/> Services à la personne |
| <input type="checkbox"/> Réparateur de turbines à gaz d'aéronef | <input type="checkbox"/> Multimédia interactif |
| <input type="checkbox"/> Entretien d'aéronefs | <input type="checkbox"/> Tourisme et accueil internationaux |
| <input type="checkbox"/> Technicien en réparations structurales d'aéronef | <input type="checkbox"/> Journalisme |
| <input type="checkbox"/> Architecture | <input type="checkbox"/> Programme préparatoire aux études en droit |
| <input type="checkbox"/> Débosselage | <input type="checkbox"/> Secrétaire juridique |
| <input type="checkbox"/> Technique de l'automobile | <input type="checkbox"/> Machiniste |
| <input type="checkbox"/> Administration des affaires | <input type="checkbox"/> Gestion de la commercialisation et de la publicité |
| <input type="checkbox"/> Systèmes d'information pour entreprises | <input type="checkbox"/> Services médicaux de soutien |
| <input type="checkbox"/> Technologie de l'information pour entreprises | <input type="checkbox"/> Infirmière auxiliaire |
| <input type="checkbox"/> Cuisine canadienne | <input type="checkbox"/> Paramédecine |
| <input type="checkbox"/> Tourisme et accueil nationaux | <input type="checkbox"/> Pâtisserie |
| <input type="checkbox"/> Menuiserie | <input type="checkbox"/> Photographie |
| <input type="checkbox"/> Services à l'enfance et aux jeunes | <input type="checkbox"/> Plomberie |
| <input type="checkbox"/> Technologie du génie civil | <input type="checkbox"/> Techniques policières (cadet) |
| <input type="checkbox"/> Techniques de génie informatique | <input type="checkbox"/> Génie en matière d'énergie |
| <input type="checkbox"/> Application des lois de conservation | <input type="checkbox"/> Détective privé et protection des biens |
| <input type="checkbox"/> Technologie de la construction | <input type="checkbox"/> Gestion des loisirs |
| <input type="checkbox"/> Agent correctionnel | <input type="checkbox"/> Technologie des ressources renouvelables |
| <input type="checkbox"/> Esthétique | <input type="checkbox"/> Préposé aux soins en établissement |
| <input type="checkbox"/> Cuisine | <input type="checkbox"/> Vente au détail et marketing |
| <input type="checkbox"/> Officier de pont | <input type="checkbox"/> Secrétaire |
| <input type="checkbox"/> Assistance dentaire | <input type="checkbox"/> Gestion des sports et loisirs |
| <input type="checkbox"/> Soins et éducation à la petite enfance | <input type="checkbox"/> Tuyauteur/monteur de tuyaux à vapeur |
| <input type="checkbox"/> Électricité | <input type="checkbox"/> Tourisme et gestion des voyages |
| <input type="checkbox"/> Électromécanique | <input type="checkbox"/> Commercialisation et publicité en tourisme |
| <input type="checkbox"/> Technique de génie électronique | <input type="checkbox"/> Urbanisme et aménagement rural |
| <input type="checkbox"/> Écotecnologie | <input type="checkbox"/> Soudage, inspection et entretien sous l'eau |
| <input type="checkbox"/> Gestion d'entreprise du golf | <input type="checkbox"/> Soudure |
| <input type="checkbox"/> Gestion de club de golf | <input type="checkbox"/> Soudure et fabrication |
| <input type="checkbox"/> Technicien de terrain de golf | <input type="checkbox"/> Autre (veuillez préciser) : |
| <input type="checkbox"/> Graphisme | |
-

(Passez à la Partie 3, page 6)

Marché du travail

19. ___ Êtes-vous inscrit comme apprenti?

- Oui (Passez à la question 22)
- Non

20. Projetez-vous de vous inscrire à une formation d'apprenti?

- Oui (Passez à la question 22)
- Non

21. Est-ce qu'un emploi, autre qu'un emploi d'été, vous attend au terme de vos études?

- Oui
- Non (Passez à la question 23)

22. À quel programme de formation parmi les suivants planifiez-vous vous inscrire? (*Ne cochez qu'une seule case*)

- | | |
|--|--|
| <input type="checkbox"/> Mécanicien automobile | <input type="checkbox"/> Débosseleur |
| <input type="checkbox"/> Boulanger | <input type="checkbox"/> Mécanicien de brûleurs à mazout |
| <input type="checkbox"/> Briqueteur | <input type="checkbox"/> Plombier |
| <input type="checkbox"/> Ébéniste | <input type="checkbox"/> Monteur de lignes sous tension |
| <input type="checkbox"/> Menuisier | <input type="checkbox"/> Mécanicien de machines de production |
| <input type="checkbox"/> Électricien de construction | <input type="checkbox"/> Mécanicien frigoriste et d'appareils de conditionnement d'air |
| <input type="checkbox"/> Cuisinier | <input type="checkbox"/> Mécanicien de station-service |
| <input type="checkbox"/> Mécanicien d'équipement agricole | <input type="checkbox"/> Tôlier |
| <input type="checkbox"/> Mécanicien d'équipement lourd | <input type="checkbox"/> Tuyauteur/monteur de tuyaux à vapeur |
| <input type="checkbox"/> Électricien industriel | <input type="checkbox"/> Mécanicien de camions et poids lourds |
| <input type="checkbox"/> Mécanicien industriel – Entretien | <input type="checkbox"/> Soudeur |
| <input type="checkbox"/> Machiniste | |

***TOUS LES ÉLÈVES DOIVENT REMPLIR
LA PARTIE SUIVANTE***

PARTIE 3 : VOTRE OPINION

23. Lisez chaque énoncé et faites un crochet (✓) dans la colonne qui indique dans quelle mesure vous êtes d'accord avec celui-ci. Il n'y a ni bonne ni mauvaise réponses.

| | Parfaite- ment d'accord | D'accord | Aucune opinion | Pas d'accord | Pas du tout d'accord |
|---|-------------------------------|----------|-------------------|-----------------|----------------------------|
| a) Tout ce que je dois apprendre peut être appris en milieu de travail. | | | | | |
| b) J'ai envisagé de faire des études universitaires. | | | | | |
| c) J'ai maintenant un objectif de carrière. | | | | | |
| d) J'ai envisagé de faire des études collégiales. | | | | | |
| e) La planification de ma carrière peut attendre. | | | | | |
| f) Être bilingue offre plus de possibilités d'emploi. | | | | | |
| g) J'ai envisagé de faire une formation d'apprenti. | | | | | |
| h) Il est plus important pour moi d'aimer mon travail que de gagner un revenu élevé. | | | | | |
| i) Toutes les personnes qui ont besoin d'un prêt étudiant peuvent en obtenir un. | | | | | |
| j) Un diplôme collégial et un diplôme universitaire offrent les mêmes perspectives de carrière. | | | | | |
| k) J'ai envisagé de fréquenter une école de formation privée. | | | | | |
| l) J'apprendrai tout au long de ma carrière. | | | | | |
| m) Un grade universitaire me permettrait d'atteindre mes objectifs de carrière. | | | | | |
| n) Il est important pour moi d'avoir un bon revenu d'emploi. | | | | | |
| o) S'il le faut, j'irai dans une autre province ou un autre pays pour trouver un emploi. | | | | | |

| | Parfaite- ment d'accord | D'accord | Aucune opinion | Pas d'accord | Pas du tout d'accord |
|---|-------------------------------|----------|-------------------|-----------------|----------------------------|
| p) Un diplôme d'études collégiales me permettrait d'atteindre mes objectifs de carrière. | | | | | |
| p) Il est important de poursuivre des études postsecondaires. | | | | | |
| q) Je n'ai pas suffisamment d'argent pour aller à l'université ou au collège. | | | | | |
| r) Il est important pour moi de vivre à l'Île-du-Prince-Édouard. | | | | | |
| s) Je suivrai des cours de formation tout au long de ma carrière. | | | | | |
| t) Les diplômes et certificats de collèges et d'écoles de formation privées sont équivalents. | | | | | |
| u) Une formation d'apprenti me permettrait d'atteindre mes objectifs de carrière. | | | | | |

24. Répondez aux questions suivantes en faisant un crochet (✓) dans la case correspondant à votre réponse.

| | OUI | NON | Ne sais pas |
|---|-----|-----|-------------------|
| a) Planifiez-vous demeurer à l'Île-du-Prince-Édouard de façon permanente? | | | |
| b) Si vous deviez quitter l'Île-du-Prince-Édouard pour travailler ou pour poursuivre des études collégiales ou universitaires, reviendriez-vous travailler à l'Île? | | | |
| c) Espérez-vous trouver du travail à l'Île-du-Prince-Édouard dans le domaine que vous aurez choisi? | | | |
| d) Avez-vous considéré démarrer une entreprise à l'Île-du-Prince-Édouard? | | | |
| e) Croyez-vous être capable d'atteindre vos objectifs en matière d'emploi ou de carrière à l'Île-du-Prince-Édouard? | | | |

Si vous avez des commentaires au sujet de l'entrée sur le marché du travail ou de la poursuite d'études postsecondaires, veuillez les indiquer dans l'espace ci-dessous.

Merci d'avoir répondu au sondage

Le directeur ou l'enseignant peut retourner les sondages remplis à l'adresse suivante :

**Analyste de recherche et de politique
Division des politiques, de la planification et de l'évaluation
Ministère de l'Éducation
C.P. 2000
Charlottetown (Î.-P.-É.) C1A 7N8**
