

Introduction

The Municipal Profile Project

This is one of a series of profiles produced in collaboration with the Federation of PEI Municipalities, the member municipalities, and Human Resources Development Canada.

Information for the 30 municipal profiles was gathered from interviews with municipal administrators, from Statistics Canada Census data, from PEI Government publications, and from many other helpful individuals and agencies.

Contact information for this municipality, Human Resources Development Canada, and the Federation of PEI Municipalities may be found at the end of the profile. A list of all 30 municipal profiles is attached in **Appendix I**.

Interpretation of Census Data

The 1996 Census data were collected either from 100 % of the population or on a sample basis (i.e. from a random sample of one in five households) with the data weighted up to provide estimates for the entire population.

For all census products released, procedures are applied to prevent the possibility of associating statistical data with any identifiable individual. The data are randomly rounded and they are suppressed for certain geographic areas. Random rounding is a method whereby all figures in a tabulation, including totals, are randomly rounded (either up or down) to a multiple of “5” and in some cases “10”. This technique provides strong protection against disclosure, without adding significant error to census data.

Census terms referred to in this document can be found in **Appendix II**.

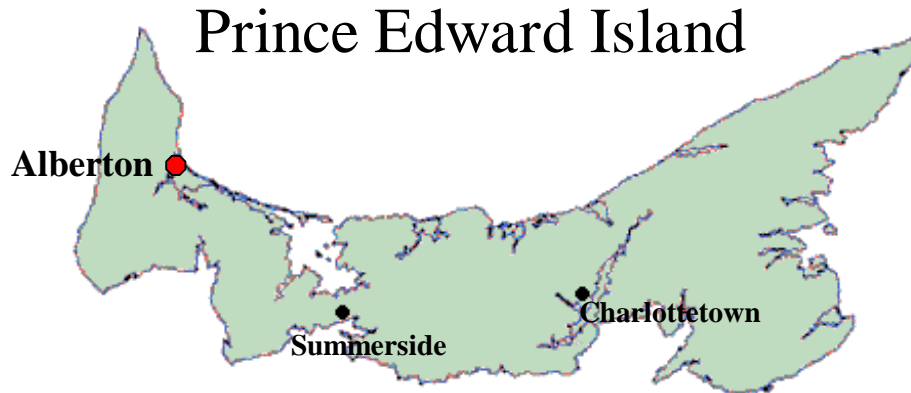
TABLE OF CONTENTS

INTRODUCTION	I
THE MUNICIPAL PROFILE PROJECT	I
INTERPRETATION OF CENSUS DATA	I
GENERAL OVERVIEW.....	1
A BRIEF HISTORY	2
POPULATION.....	3
LANGUAGE AND ETHNIC ORIGIN.....	3
EMPLOYMENT INCOME	4
EDUCATION	5
POST-SECONDARY QUALIFICATIONS	6
LABOUR FORCE ACTIVITY	7
MAJOR INDUSTRIES AND OCCUPATIONS.....	8
LABOUR FORCE BY INDUSTRY	8
FISHING	9
AGRICULTURE	9
BUSINESS AND COMMERCE.....	11
TRANSPORTATION AND COMMUNICATION.....	12
HOUSING AND REAL ESTATE	12
EDUCATION.....	13
HEALTH CARE FACILITIES	13
POINTS OF SERVICE.....	13
MUNICIPAL SERVICES.....	14
RECREATION	14
CULTURAL FACILITIES AND EVENTS	15
MEETING FACILITIES.....	16
CHURCHES	16
COMMUNITY ORGANIZATIONS	17
CONTACT INFORMATION.....	18
TOWN COUNCIL	18
WEST PRINCE CHAMBER OF COMMERCE.....	18
FEDERATION OF PEI MUNICIPALITIES	18
O'LEARY HUMAN RESOURCE CENTRE WEST PRINCE REGIONAL SERVICE CENTRE	19
LIST OF MUNICIPAL PROFILES.....	APPENDIX I
CENSUS DEFINITIONS.....	APPENDIX II

Municipal Profile: Alberton, Prince Edward Island

General Overview

Prince Edward Island is located just off the eastern shore of Canada, in the Gulf of St. Lawrence. It is separated from the mainland by the Northumberland Strait.



The Town of Alberton is located in Prince County, on the North Shore of western Prince Edward Island, between O'Leary and Tignish. It has a population of 1084 and covers a land area of 4.5 sq. km.

Alberton is surrounded by fishing and farming communities. It is adjacent to the community of Northport, where the port and wharf is located.

Distances	
Confederation Bridge (to New Brunswick)	136 km
Charlottetown	93 km
Summerside	66 km
Wood Islands ferry (to Nova Scotia)	197 km



Alberton is part of the federal electoral district of Egmont and is in the provincial riding of Alberton-Miminegash (Provincial District 26.)



(Photo used by permission of Bonnie's Photography)

A Brief History

Alberton was incorporated in May, 1913. The Town has a long and interesting history.

Edward Lewis, an English MP, was granted ownership of Lot 5 in the 1767 land lottery. The old community of Alberton was first settled in the 1780s when Lewis made plans to begin a small trading town. “Lewis Town” was established in June 1788 and first populated by Acadians and Scottish settlers. The shipbuilding industry and lumber trade brought prosperity to the

town well into the 1800s. Since its establishment, the town has changed names a few times and has changed location, moving from the mouth of the harbour to its present location, a couple of kilometers inland.

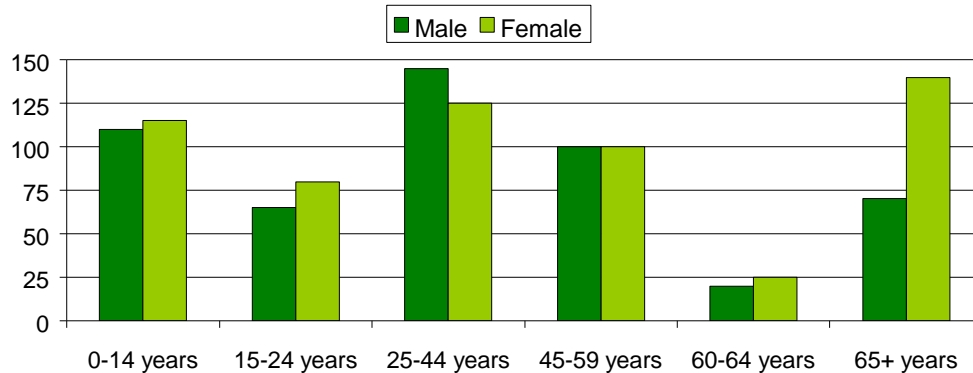
The silver fox industry was established in Alberton in 1894 by Charles Dalton and Robert Oulton. Fox farming was very profitable until the 1940s. Many distinctive houses can still be seen as a reminder of the fortunes that were made in the silver fox industry.

Population

At the time of the 1996 Census, Alberton had a population of 1084 people, an increase of 1.5 % since the 1991 Census.

Population by Age and Sex

Source: 1996 Census



The Census reported a population of 505 males and 580 females. The largest age group is the 25 to 44 years category, representing 25 % of Alberton's population. In comparison, 30 % of all people in PEI fall into this age group.

Overall, the age distribution is similar to that of the province, although the population of Alberton people 65 years and older is 19 %, compared to 13 % provincially.

Language and Ethnic Origin

Mother Tongue

In Alberton, 1000 people reported English and 20 people reported French as their mother tongue.

Knowledge of Languages

Knowledge of official languages showed 965 people knowing English only, and 60 people with a knowledge of both English and French. Ten people reported knowing non-verbal languages.

Ethnic Origin

In Alberton, the majority of people identified the British as their ancestral group. The most frequent origins reported were English, Scottish, French, Irish and Canadian. There were smaller numbers of German, North American Indian, Dutch, Danish and Welsh.

Employment Income

The average employment income figures for Alberton are shown in the table below.

Employment Income			
	Number of Persons	Average Employment Income	PEI Average Employment Income
All persons with employment income by work activity	585	\$13,414	\$18,951
Worked full year, full time	150	\$28,269	\$30,039
Worked part year or part time	430	\$8,290	\$12,025
Males with employment income	300	\$17,541	\$22,663
Females with employment income	285	\$9,033	\$14,724

Source: 1996 Census

The income figures for males and females are averages of full time, part time and part year employment. The average income for males was substantially higher than for females, 94% above the female average. This is consistent with the provincial average income rates and occurs because a higher percentage of females work either on a part year or part time basis.

In addition, one third of all females employed on PEI work in; clerical, sales and services, and childcare and home support worker occupations, which are typically the lower paid occupations.

The average employment income for workers in Alberton was 29% lower than the employment income for all persons

in PEI. This is a reflection of the number of workers who work either on a part year or part time basis, approximately 74% of all persons with employment income in Alberton. The average income for males in Alberton was approximately 23% lower than the provincial average for males as compared to 39% lower for females.

There were 150 persons, approximately 26% in Alberton who worked in full year, full time employment. The average employment income for this group of workers was \$28,269, which is approximately 6% lower than the provincial average.

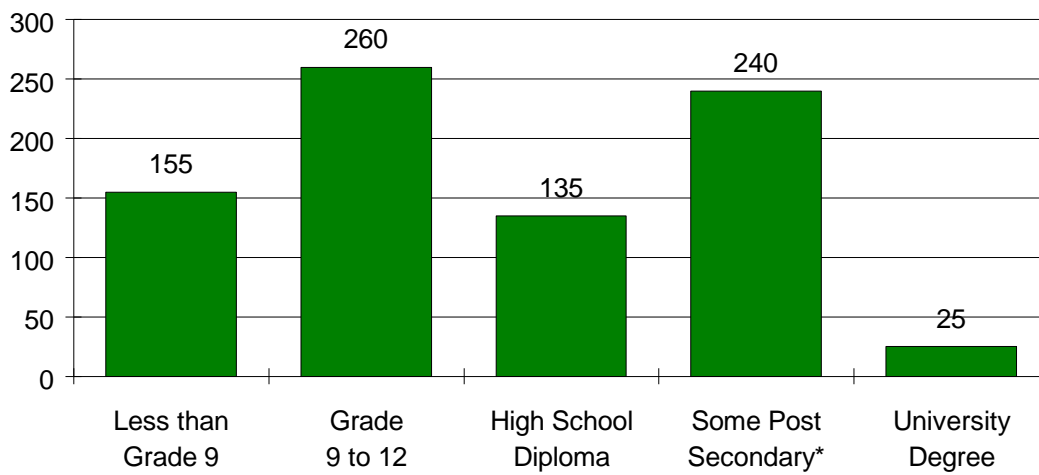
The Census family income for 285 families in Alberton averaged \$35,364.

Education

Of Alberton’s working age population, 15 years of age and older, (810) approximately 51% had less than Grade 12 education, and 49% possess a high school diploma or higher. 3% of the working age population have obtained a university degree. Compared to the province as a whole, Alberton residents have lower levels of education. Provincially, 41% of the population have less than Grade 12 education.

Population by Highest Level of Schooling

Source: 1996 Census



* Note – the “Some Post Secondary” category includes those people with college certificates or diplomas

Post-Secondary Qualifications

In Alberton, there were 95 males and 105 females who reported completing post-secondary qualifications.

Males	Engineering and applied science technologies and trades	45
	Commerce, management and business administration	30
	Educational, recreational and counselling services	10
	Agricultural and biological sciences/technologies	10
Females	Commerce, management and business administration	35
	Health professions, sciences and technologies	30
	Educational, recreational and counselling services	15
	Fine and applied arts	15
	Social sciences and related fields	10

Source: 1996 Census

Approximately 33 % of those with a post-secondary certificate or degree were in the commerce, management and business administration category. The second largest group with 23 % was engineering and applied science technologies and trades. The remainder were spread across five categories and ranged from 5 % to 13 % of the total with post-secondary qualifications.

Labour Force Activity

The census reference week was the week of May 5, 1996. The labour force activity reported refers to the conditions during that week. In P.E.I., May is the month in which seasonal activity is beginning to increase as farmers prepare the land, fishers gear up, construction activity picks up and tourism operators begin to prepare for the coming season. Employment reaches its peak in August and remains high through to and including October.

Labour Force Activity		
	Alberton	PEI
Total population 15 years and over by labour force activity	810	103750
In the labour force	530	70820
Employed	440	61060
Unemployed	85	9760
Participation rate	65.4 %	68.3 %
Unemployment rate	16 %	13.8 %

Source: 1996 Census

At the time of the 1996 Census, Alberton had a working age population of 810 persons and a labour force which numbered 530. The participation rate was 65.4%, which is slightly lower than the provincial rate of 68.3%. This lower participation rate may reflect the higher than average number of people aged 65 years and over in Alberton.

Alberton's labour force represents less than three quarters of one percent of PEI's total labour force. The labour force was composed of 440 persons who were employed and 85 who were unemployed. The unemployment rate during the Census reference week was 16%, which is slightly higher than the provincial rate of 13.8%. This could be due to dependence on seasonal employment and the high incidence of part time or part year employment.

Major Industries and Occupations

Labour Force by Industry

The Census reported that the members of Alberton's labour force were shared between the industrial sectors shown in the table below.

Labour Force by Industry		
	Size of Labour Force	Percent of the Labour Force
Fishing and trapping industries	105	20%
Health and social service industries	90	17%
Other service industries	55	10%
Retail trade industries	50	10%
Government service industries	40	8%
Construction industries	30	6%
Accommodation, food and beverage service industries	30	6%
Finance and insurance industries	25	5%
Agricultural and related service industries	20	4%
Wholesale trade industries	20	4%
Educational service industries	15	3%
Transportation and storage industries	10	2%
Communication and other utility industries	10	2%
Business service industries	10	2%
Other	10	2%

Source: 1996 Census

The proportion of the Alberton work force in fishing and trapping, health and social service, and other service industries is higher than the corresponding provincial rates. Northport is a busy fishing port (see "Fishing" on the following page); while the presence of Western Hospital, Maplewood Manor, and the Rev. W. J. Phillips Residence employs people in the health field.

Fishing

Fishing plays an important role in the Alberton economy. Landings at the port in the adjacent community of Northport totaled almost 3 million kg in 1996, with a value of over \$6 million. The landings account for approximately 6.2% of the

total value of all landings in PEI. Most of the landings were from the inshore fishery, on vessels 35 to 44 feet in length. Together, lobster and snow crab made up 87 % of the total value of the landings.

Value of 1996 landings in thousands of dollars, Northport Harbour					
Groundfish		Pelagic & Estuarial		Shellfish	
Cod	0.35	Herring	650.50	Soft Shell Clams	0.04
American Plaice	0.07	Mackerel	111.59	Sea Scallop	13.98
Yellowtail	0.04	Eels	0.26	Lobster	3695.19
Winter Flounder	0.02	Smelts	10.20	Rock Crab	5.60
Tomcod	0.02	Silversides	1.06	Snow Crab	1750.61
		Shark, Porbeagle	0.35		
		Shark, Blue	0.16		
Groundfish Total	0.50	Pel. & Est. Total	774.12	Shellfish Total	5465.42
Port Total			6240.04		

Source: Department of Fisheries and Oceans Statistics

Agriculture

Agriculture is an important economic activity in and around Alberton. The community is located within Lot 4 and borders Lot 5. Due to confidentiality constraints, agriculture data is not available for the community alone. However, the following table provides information on the farm activity for the wider area, Lots 4 and 5, which includes the Town of Alberton.

	Lot 4	Lot 5	PEI Total
Total number of farms	39	50	2,217
Total area of farms			
Acres	21,567	7,554	655,365
Hectares	8,728	3,057	265,217
Total farm capital	\$45.5 million	\$30.5 million	\$1,417 billion
Total gross farm receipts	\$16.0 million	\$4.2 million	\$349.2 million
Total farm expenses	\$13.9 million	\$3.7 million	\$288.6 million

Source: Agricultural Profile of the Atlantic Provinces, Statistics Canada Agricultural Division, Census 1996.

This area has approximately 4% of the total number of farms on PEI and represents approximately 4.4 % of the total provincial acreage. Total gross farm receipts for the area were about 5.8% of the provincial total.

Labour Force by Occupation

The Census reported the following distribution of Alberton's labour force grouped by occupation.

Labour Force by Occupation		
	Labour Force	% of Labour Force
Sales and service occupations	160	30
Occupations unique to primary industry	110	21
Trades, transport and equipment operators and related occupations	95	18
Business, finance and administrative occupations	55	10
Management occupations	25	5
Health occupations	25	5
Natural and applied sciences and related occupations	15	3
Occupations in social science, education, government service and religion	15	3
Occupations in art, culture, recreation and sport	10	2
Occupations unique to processing, manufacturing and utilities	10	2

Source: 1996 Census

Four occupational groups make up approximately 79 % of Alberton's labour force of 530 people. The remaining 21 % is spread over six occupational groups, ranging from 2 % to 5 % in each group.

Labour Force by Occupation, Males and Females

63% of the male labour force (295) is associated with one of the following categories:

- Occupations unique to primary industry, such as fishing and farming occupations, 34%,
- Trades, transport and equipment operators and related occupations, such as construction trades, 29%.

68% of the female labour force is associated with one of the following two categories:

- Sales and service occupations, such as childcare and home support workers, 55%.
- Business, finance and administrative occupations, such as clerical occupations, 13%.

Business and Commerce

The Town lists the many businesses and attractions shown in the table below:

Adams Auto Sales	Eclipse Entertainment	Nicholson EM Insurance Ltd.
Admiral Travel	Elite Seed Potato Farm	Noonan's Grocery
Alberton Arms Restaurant and Pub	Erskine J. Clark (1983) Ltd.	Northport Groceteria
Alberton Community Centre	G.J. Bernard Siding Ltd.	Northstar Construction
Alberton Curling Club	G.O. Electric Inc.	O'Meara's Heavy Equipment Ltd.
Alberton Fisheries Ltd.	Gaudet's Mobile Bookkeeping	O'Meara's Transport & Parcel Express
Alberton Home Hardware	Gerald Milligan Electrical Plumbing & Heating	PEI Federation of Agriculture
Alberton Irving Service Station	Getson's Meat Shop	PEI Miniature Railway
Alberton Library	Gordon's Lime Spreading	Plus Wear Fashion's
Alberton Liquor Store	H & R Block	Pridham's Marine Service Ltd.
Alberton Museum	Hair Connection & Solarium	Pridham's of Alberton, Stedman's
Alberton Pharmacy Ltd.	Hair Waves	Primary Colors Publications
Alberton Save Easy	Halupa Jeweller	Prince Electric
Alberton Sports	Hardy's Heating and Oil Burner Service	Radio Shack
Allan Shaw Barr.	Hiltz Grocery	Raeburn Oliver Plumbing and Heating
Amalgamated Dairies Ltd.	Hostess Chips	Ramsay's Appliance Repair
Andrew's Deep Sea Mist	Hutt Bros. Ltd. (boat manufacturers)	Rawleigh & Mr. Groom Products
Avery's Fish Mart & Crafts	Hyndman & Company Ltd.	Rooney's Funeral Home & Ambulance
Barber n' Style	Iron Haven Gym	Roy M. Leard
Barbour Service Station	Island Cablevision	Saunders Variety Ltd.
Bell's Poultry Plant	J. Allen Shaw Law Office	Schurman's
Bloomfield Irving Station	J.M. Truck Parts & Repairs	Sears Catalogue Outlet
Bonnie's Photography and Boutique	J.R. Furniture	Select Automotive Industrial & Marine
Boudreault Plumbing Ltd.	Jacques Cartier Memorial Arena	Sharon O'Halloran Certified Gen. Accountant
Canada Post Corporation	Janet's Hairstyling	South Shore Seafoods Ltd.
Cascumpec Service Centre	Jerry's Quik Mart	Sybil's Fabric and Yarn Shop
Charlie Cooke Insurance	Journal Pioneer Branch Office	T & T Truck Parts
Chem-Dry of PEI	Karen's Hair Design	Vogue Optical Ltd.
CIBC Bank	Kids West Inc.	Walker and Alyward Barr.
Coastal Electronics Services	Kinch's Boat Building	West Prince Auto Glass
Craft Shop	Kinch's Lawn & Tree Care Ltd.	West Prince Construction
Creative Interiors	K-Lynn Hairstyling	West Prince Graphic
Dale's Eziway Cleaning	Lady Slipper Cottages	West Prince Industry Centre
Dean's Flooring and Drapery Ltd.	Liberty Enterprises	West Prince Interagency
Dean's Quick Mart	Lil's Craft Shop	West Prince Ventures Ltd.
Diane Campbell Law Office	M&M Trophies & Engraving	Westech Agriculture Ltd.
Doucette's Siding and Roofing	MacDonald Masonry Ltd.	Western Florist and Gift Boutique
Dr. Coleman Morrissey	MacMillan Construction Ltd.	Western Hospital
Dr. Kelly D. Bowes	Maplewood Manor	Western Stationers
Optometrist	Me & Mom Kountry Krafts	Wilkie Farms
Dr. P.R. Hansen	Merry Carruthers Accounting	Wind Mill Craft Co-op Association
Duggan's Lawn Care	Milligan's Fisheries Ltd.	WP-Net/Learning Centre
	Montrose Irving	
	Murphy's Ultramar Value-Mart	

Accommodations

Briarwood Inn and Cottages
 Cold Comfort Farm
 Hunter House Inn Bed and Breakfast
 Poplar Lane Bed & Breakfast
 Shady Lane Cottages
 Travellers Inn Motel

Restaurants

Adams Wharveside Take Out
 Alberton Arms
 Candy's Inn and Coffee Shop
 Greco Pizza
 Hunter House Inn and Dining Room
 Huntley Horizon Take-Out
 Kentucky Fried Chicken
 King's Restaurant
 Panhandler Chip Truck
 Pit Stop Restaurant and Car Wash
 Pizza Shack
 Revilo Restaurant

Transportation and Communication

Alberton is located on Route 12, which is part of the provincial scenic "Lady Slipper Drive" tour. As a result, there is substantial tourist traffic in the summer. The town is also a few kilometers from Route 2, the main provincial highway that spans the entire island.

Alberton Harbour, administered by federal Department of Fisheries and Oceans is actually in adjacent Northport. Here there are tuna charters, fleets of lobster boats and other craft, and boat building businesses.

Alberton has an office of the *Journal-Pioneer*, the daily newspaper from Summerside. There is also an office of the *West Prince Graphic*, a weekly paper serving the western part of Prince Edward Island. A monthly business flyer called the *Penny Saver* is published and distributed to the Town residents.

Housing and Real Estate

The Census reported 415 occupied private dwellings in Alberton:

Occupied Private Dwellings by Structural Type of Dwelling	
Total	415
Single-detached house	250
Semi-detached house	45
Row house	35
Apartment building, less than five storeys	50
Other single attached house	15
Movable dwelling	10

Source: 1996 Census

The average Multiple Listing Service list prices for homes in the West Prince region, as of March, 1998:

- \$ 41,672 for a 1 or 2 bedroom home;
- \$ 94,933 for a 5 (or more) bedroom home;
- \$ 59,575 overall average

Source: PEI Real Estate Association

There is a total of 16 units for seniors owned by the province.

As a municipal incentive, Alberton offers a property tax refund on the first 2 years for new houses built in the Town.

Most commercial and business properties are concentrated in the downtown core.

Education

There are day care facilities, a kindergarten and an elementary school in the Town. Students are transported by bus for junior and senior high school.

Pre-school

Alberton Kindergarten
Kids Corner Day Care (Elmsdale)
Elmsdale Day Care.
Kids West Day Care
Playschool with resource library and toy lending

Primary

Alberton Elementary School teaches grades 1-6. The enrolment is 234.

Intermediate

For junior high school, students attend M. E. Callaghan School in nearby Bloomfield for grades 7, 8, and 9. The student population is 378. ME Callaghan has a web site at <http://www.edu.pe.ca/bloomfield/>.

Secondary

For high school, students attend Westisle Composite High for grades 10, 11, and 12. The student population is 748. Westisle has a web site at <http://www.itas.net/westislercmp/>.

Post-Secondary

Desantis Learning Inc at the West Prince Industrial Centre is listed as a provincial training institution. The Western Development Corporation offers entrepreneurial courses, management trainee courses, and numerous adult basic education programs.

Health Care Facilities

Alberton is home to the Western Hospital which serves the area with 25 acute care beds and 2 palliative care beds. There is a pharmacy, and a 24-hour medical clinic located at the hospital. In addition, there is Maplewood Manor which is a long-term care facility, and the new Rev W.J. Phillips Residence which offers 25 units of enriched residential care.

Points of Service

Regional Services Centre

Many federal and provincial government services can be accessed in O'Leary, 23 km away. The West Prince Regional Services Centre houses full-time satellite offices for the department of Provincial Treasury, Provincial Affairs & Attorney General, Education, Environmental Resources, Agriculture, Fisheries & Forestry, Child & Family Services, Community & Correctional Services, Employment Enhancement, Enterprise PEI, Holland College, and Human Resources Development Canada.

Offices are kept on a part-time basis by: Health & Welfare Canada, Worker's Compensation, Armed Forces, Community Mental Health, Veteran's Affairs, Outreach Employment, and Health & Community Services.

Points of Service (cont'd)

Community Access Program

Alberton has a Community Access Program (CAP Site), located in the Town Hall. Residents can book time on the computer and access the internet. Computer facilities are also available at the Opportunity Centre and at the Library.

Other

The Alberton Opportunity Centre provides services and information related to education, health, economic development, employment, and personal development.

In Alberton, provincial government buildings include the Alberton Courthouse and the Liquor Store. Federal government buildings include the Alberton Post Office.

Municipal Services

Residents of Alberton are provided with sanitary sewer service, garbage collection and fire protection. Police protection is provided by the RCMP.

Tax rates for 1998 are \$0.85 per \$100 for commercial properties, and \$0.60 per \$100 for non-commercial properties. The annual utility rates are \$120 for sewer services.

Recreation

The Town of Alberton has an active Recreation Department, which publishes an "Activity Flyer" of programs each spring and fall. A wide variety of activities are offered for all ages, including aerobics and training, art classes, craft fairs, bowling leagues and club, boxing club, "boxercise", darts, cards, karaoke, bingo, basketball, badminton, volleyball, walking club, gymnastics, preschool activities group, swimming (at Mill River Aquaplex), skating, figure skating, minor hockey, recreational hockey, boys and girls softball and soccer. The department coordinates with many community organizations to deliver the programs.

Recreation facilities and locations include:

- Alberton Arms
 - Alberton Community Centre (bowling lanes, bingo, dances, wedding receptions)
 - Alberton Elementary School
 - Alberton Library
 - Iron Haven Gym
 - Jacques Cartier Memorial Arena
 - Maplewood Manor
 - Northport Community Hall
 - Old Stone Station Park
 - Prince County Exhibition Grounds
 - Town Community Room
 - Veterans Memorial Park
 - West Prince Boxing Club
 - Western Community Curling Club
- Source: Alberton Recreation Department

Alberton has a soccer field and two ball diamonds.

Recreation (cont'd)

Nearby Alberton are three provincial parks: Mill River Provincial Park, Bloomfield Provincial Park, Jacques Cartier Provincial Park. There is easy access to the Confederation Trail for walking in the summer, and snowmobiling in the winter.

The West Prince Region offers many opportunities for recreational fishing. Among them are Gallant's Pond, Arsenault's Pond, Blanchard's Pond, Gordon's Pond, Warren's Pond, Black Pond, Leard's Pond, MacAusland's Pond, Livingstone's Pond, Mill River Bridge, Cain's Brook, Miminegash River, Little Tignish River, the Old Dam Site on the Mill River, the Trout River, and the Little and Big Pierre Jacques Rivers.

Atlantic Salmon can also be fished (using a fly) in Leard's Pond and Trout River from mid-June on.

Cultural Facilities and Events

Alberton has a National Historic Site, the Alberton Court House which now houses the Alberton Museum. "It is one of six circuit court houses erected in the province following the passage of the County Courts Act in 1873. The Alberton Museum celebrates Jacques Cartier's Canadian explorations, which first brought him ashore at the Canoe River in present-day Alberton. The former town courthouse, now a national historic site, was erected in 1878. It contains displays on Joe O'Brien, Mi'kmaq, foxes, fishing, farming, china and toys; many local photos illustrating the history of Alberton and its inhabitants; and extensive genealogical information on area families.

In the town park there is a monument dedicated to the pioneers of fox farming. It commemorates the work of Robert T. Oulton and Charles Dalton, pioneers in breeding and raising silver and black foxes in captivity; and also, James Gordon and Robert Tuplin, who later assisted in perfecting the technique and in developing the industry. These men furnished a foundation stock for other ranches in North America, Europe and Asia. Their successes stimulated experiments in other types of fur-farming in Canada."

Source: Parks Canada

Events

The Town celebrates several events each year.

The Prince County Exhibition is held in August, and features livestock shows, exhibits, meals, racing, youth talent, strongman competition, and a midway.

The Alberton Winter Carnival is a week-long event in February with numerous community winter activities.

Other events include the Alberton Day Festival, Canada Day and Trail Day.

Meeting Facilities

Community groups can meet in the Alberton Arms, Alberton Community Centre, Town Community Room, Curling Club, and United Church Hall.

Churches

Alberton has seven churches, a large number for a town of this size. One of the major routes through the town is named Church Street.

ALBERTON BAPTIST CHURCH
Telephone: (902) 853-3492
128 Main Street
Alberton, PEI C0B 1B0

ALBERTON PRESBYTERIAN CHURCH
Telephone: (902) 853-3193
PO Box 340
Alberton, PEI C0B 1B0

ALBERTON UNITED CHURCH OF CANADA
Telephone: (902) 853-3996
P.O. Box 381
Alberton, PEI C0B 1B0

APOSTOLIC PENTECOSTAL
Telephone: (902) 853-3494
Main Street
Alberton, PEI

KINGDOM HALL OF JEHOVAH'S WITNESS
Telephone: (902) 853-2949
416 Church Street
Alberton, PEI C0B 1B0

SACRED HEART ROMAN CATHOLIC CHURCH
Telephone: (902) 853-2344
Facsimile: (902) 853-4159
PO Box 250
Alberton, PEI C0B 1B0

ST. PETER'S ANGLICAN CHURCH
Telephone: (902) 853-2524
P.O. Box 152
Alberton, PEI C0B 1B0

Community Organizations

Alberton has many active volunteer community and self help groups, including

A.A. Meeting	Knights Of Columbus, Alberton
Alberton Housing Authority	Laubach Literary Council
Alberton Jolly Seniors	Lifeline for Seniors
Alberton Lioness Club	Maplewood Manor Auxiliary
Alberton Lions Club	Masonic Lodge
Alberton Recreation Association	Meals On Wheels
Alberton Residential Seniors	Memories of the Past Car Club
Allied Youth, Alberton	Miminegash River System Enhancement Committee
Beavers, Cubs, Boy Scouts	Narcotics Anonymous
Bereavement Ministry	Neighbourhood Watch - Alberton
Block Parents	Red Cross Water Safety
Community Mental Health	Rooney's Ambulance and Funeral Home
Community School Association	Support For People With Special Needs
Economic Security - Family Housing	Victims Of Abuse Support Group
Economic Security - Senior's Housing	Welcome Day Program - Maplewood Manor
Emergency Measures Organization	West Prince Arts Council
Emotions Anonymous	West Prince Caring Cupboard
Fire Department – Alberton	West Prince Crime Prevention
Gamblers Anonymous	West Prince Graphic
Health Resource Library and Opportunity Centre	West Prince Health Authority
Home & School Association	West Prince Student Services
Housing Services	West Prince Tourist Association
Island Hospice Association	Western Curling Club
Jacques Cartier Arena Operating Committee	Western Hospital Ladies Auxiliary
Kids West	Women's Institute
	Youth Employment Program

Contact Information

To find out more about Alberton, contact one of the groups below:

Town Council

Mayor: David Campbell
Deputy Mayor: Myles Getson
Administrator: Susan Wallace
Councillors: Hilton Barbour, Myles Getson, Beverly Ashley, David Cahill, Fenton Jeffery, Craig Oliver
Recreation Director: Jeff Ellsworth
Maintenance: Billy Ramsay
Mailing Address: PO Box 153, Alberton , PEI, C0B 1B0
Telephone: (902) 853-2720
Fax: (902) 853-2720
E-Mail: Wpnet@con.com
Office Hours: Mon-Fri 8:30 - 12:00 & 1:00 - 4:30
Council Meetings: Second Monday of month, 7:00 pm
Web site: <http://cnet.unb.ca/pe/alberton/>

West Prince Chamber of Commerce

John Lane, Alberton, PEI, C0B 1B0
Telephone: (902) 853-3636

Federation of PEI Municipalities

The Federation of Prince Edward Island Municipalities is a body formed for the purpose of representing in one organization the various cities, towns, resort municipalities, and incorporated communities within the Province of Prince Edward Island.

Lisa Doyle-MacBain, Executive Director
1 Kirkdale Road,
Charlottetown, PEI, C1E 1R3
Telephone: (902) 566-1493
Fax: (902) 368-1239
E-mail: macbain@auracom.com
Web site: <http://www.munisource.org/fpeim/>

Human Resources Development Canada

Alberton is served by the O'Leary Human Resource Centre. For information on programs and service offered by HRDC, you may visit our website at:

<http://www.pe.hrdc-drhc.gc.ca/common/>

This site also contains links to other sites of interest.

O'Leary Human Resource Centre

West Prince Regional Service Centre

PO Box 8

O'Leary, Prince Edward Island

Canada COB IVO

The O'Leary Human Resource Centre (HRC) is one of five service delivery sites on Prince Edward Island that offers a full range of Human Resources Development Canada's programs and services in both official languages. The O'Leary HRC serves the Western Portion of Prince County which has a labour force of approximately 6,700 people.

Employment in the area is highly seasonal. The primary industries of Fishing, Agriculture and the related processing activities for these industries dominates the local economy. Also important to the area are jobs generated from Forestry and Tourism activity.

Hours of Operation:

8:30 A.M. to 4:00 P.M. Monday to Friday

Telephone Numbers:

Employment Insurance Inquiries:

(English). 1-800-206-7218, (French): 1-800-808-6352

Job line: 902-859-2800

Employment Services:

General Enquiries and Employer Job Orders: 902-859-1910

Records of Employment:

Toll Free: 1-800-578-6821

Income Security Programs:

(Canada Pension/Old Age Security)

English: 1-800-277-9914

French: 1-800-277-9915

Appendix I

The following municipalities are members of the Federation of Prince Edward Island Municipalities. A profile of each municipality was created during the Municipal Profile Project between February and June, 1998.

City of Charlottetown
City of Summerside
Town of Alberton
Town of Cornwall
Town of Georgetown
Town of Kensington
Town of Montague
Town of Souris
Town of Stratford
Community of Abrams Village
Community of Borden-Carleton
Community of Brudenell
Community of Cardigan
Community of Central Bedeque
Community of Crapaud
Community of Kinkora
Community of Miscouche
Community of Morell
Community of Murray Harbour
Community of New Haven-Riverdale
Community of North Rustico
Community of O'Leary
Community of Resort Municipality
Community of St. Louis
Community of St. Peter's Bay
Community of Tignish
Community of Tyne Valley
Community of Victoria
Community of Wellington
Community of Winsloe South

Appendix II

Census Definitions

The following definitions are provided to assist readers in understanding the terminology used in the census data in this report. For further explanation or details please contact the Labour Market Information unit of Human Resource Development Canada.

Average Employment Income of Individuals - is calculated from unrounded data by dividing the aggregate employment income of a specified group of individuals by the number of individuals with employment income in that group. It refers to individuals 15 years and over who reported employment income for the calendar year 1995.

Census Family - refers to:

- 1) a now married couple (with or without never -married sons and /or daughters of either or both spouses), or
- 2) a couple living common-law (with or without never-married sons and/or daughters of either or both spouses), or
- 3) a lone parent of any marital status, with at least one never-married son or daughter living in the same dwelling.

Census reference date - May 14, 1996

Census reference week - The census reference week was the week prior to enumeration.

Employed - includes all persons who worked for pay or in self-employment in the paid labour force in the week prior to enumeration. This includes all persons working for wages or salaries, all self-employed persons (with or with out paid help) working in their own business, farm or professional practice, and all persons working without pay in a family farm or business during the reference week. (The “employed “ also includes persons who were absent from their job or business for a variety of reasons.)

Employment income by work activity - refers to total income received by persons 15 years of age and over during the calendar year 1995 as wages and salaries; net income from non-farm unincorporated business and /or professional practice and net farm self-employment income for all jobs held. Included in this is both full time work (i.e. 30 hours or more per week) and part time (less than 30 hours per week) as well as those who worked full year (49- 52 weeks of the year) or part of the year (less than 49 weeks per year) .

Ethnic origin - refers to the ethnic or cultural group(s) to which the respondents ancestors belonged. (An ancestor was defined as someone from whom a person is descended and is usually more distant than grandparent). Respondents were asked to specify as many groups as applicable.

Knowledge of Official Languages - refers to the ability to conduct a conversation in English only, in French only, in both English and French or in neither of the official languages of Canada.

Knowledge of Non-official Languages - Refers to languages, other than English or French, in which the respondent can conduct a conversation.

Labour Force - refers to those persons 15 years of age and older, excluding institutional residents who were employed or unemployed during the week (Sunday to Saturday) prior to census day

Mother tongue - refers to the first language learned at home in childhood and still understood by the individual at the time of the census.

Participation rate - refers to the total labour force in the week (Sunday to Saturday) prior to Census day, expressed as a percentage of the population 15 years of age and over, excluding institutional residents.

Unemployed - refers to persons 15 years of age and over, excluding institutional residents, who, during the week (Saturday to Sunday) prior to Census Day, were without paid work and were available for work and either; 1) had actively looked for work in the past four weeks; or 2) were on temporary lay-off and expected to return to their job; or 3) had definite arrangements to start a new job in four weeks or less.

Unemployment rate - refers to the unemployed labour force expressed as a percentage of the total labour force in the week (Sunday to Saturday) prior to Census Day. Data are available for persons 15 years of age and over, excluding institutional residents.

Visible minority - the employment equity act definition was used. It defines Visible minorities as persons (other than Aboriginal Persons) who are non-Caucasian in race or non-white in color.

Working age population - refers to the number of persons in the total population who are 15 years of age and over, excluding institutional residents.